

# PJM EIS

## Generation Attribute Tracking System (GATS)

Solar Training  
11/8/2010

- ❖ Introduction of GATS
- ❖ Subscriber Registration Process
- ❖ Asset Management
- ❖ Managing and Using Your Account
- ❖ Reports
- ❖ GATS Support

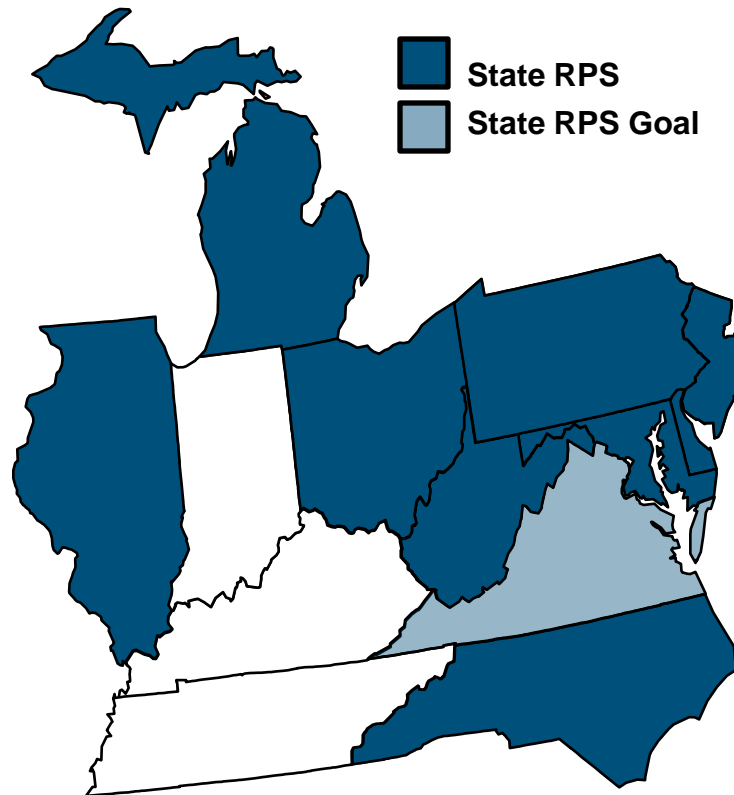
- ❖ PJM Environmental Information Services, Inc. (PJM EIS) was formed to provide environmental and emissions attributes reporting and tracking services to its subscribers in support of renewable portfolio standards and other information disclosure requirements that may be implemented by government agencies.
- ❖ PJM EIS is a wholly-owned subsidiary of PJM Technologies, Inc.
- ❖ PJM EIS owns and administers the Generation Attribute Tracking System (GATS).
  - PJM EIS capitalized independently of PJM, L.L.C.
  - GATS cost borne solely by GATS users
  - PJM members have no cost responsibility or liability.
- ❖ Users of the GATS enter into a user agreement with PJM EIS for access to use the system. The user agreement defines the:
  1. user fee structure,
  2. terms of use, and
  3. business rules.

## GENERATION ATTRIBUTE TRACKING SYSTEM

- ❖ GATS - a regional information system that will track the environmental attributes of generation and will support reporting, compliance and verification requirements related to environmental compliance and related markets
- ❖ All MWhs of PJM generation are tracked.
- ❖ A certificate market separate from energy is enabled for renewable generation.
  - ❖ Certificates (i.e., credits) traded separate from energy
  - ❖ Certificates can have different value depending on their attributes (e.g., fuel type, location, date of generation, etc).
- ❖ It is a *single information system* that will support a range of reporting, verification, and compliance requirements (e.g., disclosure, RPS, voluntary retail markets, etc).
- ❖ It is a *regional* system that will enable PJM states and market participants to support varying needs and priorities.
- ❖ A system that is flexible enough to meet evolving state requirements.

State Renewable Portfolio Standards (RPS) require suppliers to utilize wind and other renewable resources to serve an increasing percentage of total demand.

## State RPS Targets:



- ☀ NJ: 22.5% by 2021
- ☀ MD: 20% by 2022
- ☀ DE: 25% by 2026 <sup>^</sup>
- ☀ DC: 20% by 2020
- ☀ PA: 18%\*\* by 2020
- ☀ IL: 25% by 2025
- ☀ OH: 25%\*\* by 2025
- ☀ NC: 12.5% by 2021 (IOUs)
- MI: 10% + 1,100 MW by 2015 <sup>^</sup>
- VA: 15% by 2025 <sup>^</sup>
- WV: 25%\*\* by 2025 <sup>^</sup>

☀ Minimum solar requirement

<sup>^</sup> Extra credit for solar or customer-sited renewables

\*\* Includes separate tier of “alternative” energy resources

	NJ	MD	DC	PA	DE	OH	IL	NC
<b>Geographic Requirement</b>	In New Jersey	In Maryland after 2011	In PJM or an Adjacent State	In PJM	Customer-Sited Resources in DE	In Ohio or a Contiguous State	Preference to Cost-Effective Resources in IL	Up to 25% from Out-of-State Resources
<b>Solar Percentages</b>	08-09: 0.16% 09-10: 0.221% 10-11: 306 GWh 11-12: 442 GWh 12-13: 596 GWh 13-14: 772 GWh 14-15: 965 GWh 15-16: 1150 GWh 16-17: 1357 GWh 17-18: 1591 GWh 18-19: 1858 GWh 19-20: 2164 GWh 20-21: 2518 GWh 21-22: 2928 GWh 22-23: 3433 GWh 23-24: 3989 GWh 24-25: 4610 GWh 25-26: 5316 GWh	2008: 0.005% 2009: 0.01% 2010: 0.025% 2011: 0.05% 2012: 0.10% 2013: 0.20% 2014: 0.30% 2015: 0.40% 2016: 0.50% 2017: 0.55% 2018: 0.90% 2019: 1.20% 2020: 1.50% 2021: 1.85% 2022: 2.00%	2008: 0.011% 2009: 0.019% 2010: 0.028% 2011: 0.04% 2012: 0.07% 2013: 0.10% 2014: 0.13% 2015: 0.17% 2016: 0.21% 2017: 0.25% 2018: 0.30% 2019: 0.35% 2020: 0.4%	08-09: 0.0063% 09-10: 0.0120% 10-11: 0.0203% 11-12: 0.0325% 12-13: 0.0510% 13-14: 0.0840% 14-15: 0.1440% 15-16: 0.2500% 16-17: 0.2933% 17-18: 0.3400% 18-19: 0.3900% 19-20: 0.4333% 20-21: 0.5000%	08-09: 0.011% 09-10: 0.014% 10-11: 0.018% 11-12: 0.20% 12-13: 0.40% 13-14: 0.60% 14-15: 0.80% 15-16: 1.00% 16-17: 1.25% 17-18: 1.50% 18-19: 1.75% 19-20: 2.00% 20-21: 2.25% 21-22: 2.50% 22-23: 2.75% 23-24: 3.00% 24-25: 3.25% 25-26: 3.50%	2008: n/a 2009: 0.004% 2010: 0.010% 2011: 0.030% 2012: 0.060% 2013: 0.090% 2014: 0.12% 2015: 0.15% 2016: 0.18% 2017: 0.22% 2018: 0.26% 2019: 0.30% 2020: 0.34% 2021: 0.38% 2022: 0.42% 2023: 0.46% 2024: 0.50%	08-09: n/a 09-10: n/a 10-11: n/a 11-12: n/a 12-13: 0.0035 13-14: 0.12% 14-15: 0.27% 15-16: 0.60% 16-17: 0.69% 17-18: 0.78% 18-19: 0.87% 19-20: 0.96% 20-21: 1.05% 21-22: 1.14% 22-23: 1.23% 23-24: 1.32% 24-25: 1.41% 25-26: 1.50%	2008: n/a 2009: n/a 2010: 0.02% 2011: 0.02% 2012: 0.07% 2013: 0.07% 2014: 0.07% 2015: 0.14% 2016: 0.14% 2017: 0.14% 2018: 0.20%

- ❖ Introduction of GATS
  - ❖ GATS Terms of Use
  - ❖ GATS Subscriber Group
- ❖ Subscriber Registration Process
- ❖ Asset Management
- ❖ Managing and Using Your Account
- ❖ Reports
- ❖ GATS Support

## Use of the GATS

- ❖ All GATS users (“Subscribers”) must agree to the GATS Terms of Use before they will be allowed to access the GATS.
- ❖ Subscribers will have non-exclusive use of the GATS application.
- ❖ Use granted only to the Subscriber.
- ❖ Subscribers must also attest that the information they provide into the GATS database will be true and correct and that they will comply with all of the requirements of the GATS Operating Rules.

## Dispute Resolution Process

- ❖ EIS will implement a dispute resolution process pursuant to which a GATS Subscriber can request that the GATS administrator reverse a transaction for GATS Subscribers who mistakenly perform a transaction that the GATS Subscriber cannot reverse (such as a transfer to a Reserve Subaccount)

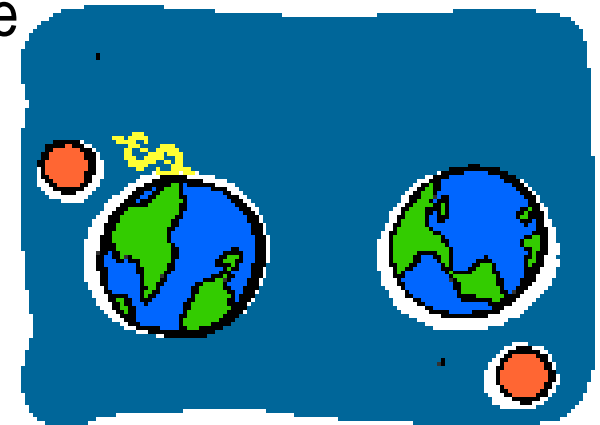




Annual Fee Amount	Applies To.....
\$1500	PJM Load Serving Entities which use GATS (LSEs)
\$1000	<ul style="list-style-type: none"> <li>✓ Large Brokers, Large Traders &amp; Large Renewable Generators (Nameplate greater than 10MW)</li> <li>✓ Aggregators with more than 100 generators will be charged \$10 per generator annually</li> </ul>
\$500	Small Traders
No Annual Fee	<ul style="list-style-type: none"> <li>✓ Residential Homeowners</li> <li>✓ Aggregators with less than 100 generators registered and nameplate less than 10MW</li> </ul>
<ul style="list-style-type: none"> <li>✓ Annual fees will be prorated based on the account holder's start date</li> <li>✓ On-going annual fees will be billed each December for the subsequent year</li> </ul>	

Fee Amount	Applies To
\$0.01/REC	All Voluntary Sales to a Voluntary Market inside and outside of PJM
\$0.010/REC	<ul style="list-style-type: none"> <li>➤ RECs Exported to a region without a Tracking System (ex. New York)</li> <li>➤ Transferred to a Compatible Tracking System (ex. MIRECs)</li> <li>➤ Environmental Claims</li> <li>➤ Other Reasons</li> </ul>
No Fees	<ul style="list-style-type: none"> <li>➤ Certificate Issuance</li> <li>➤ Certificate Transfer Fees</li> </ul>

- ❖ Invoices will be sent out monthly if any fees are assessed
- ❖ Invoices will be sent electronically to an e-mail address designated by the Subscriber
- ❖ Invoices will be due 30 days from invoice date



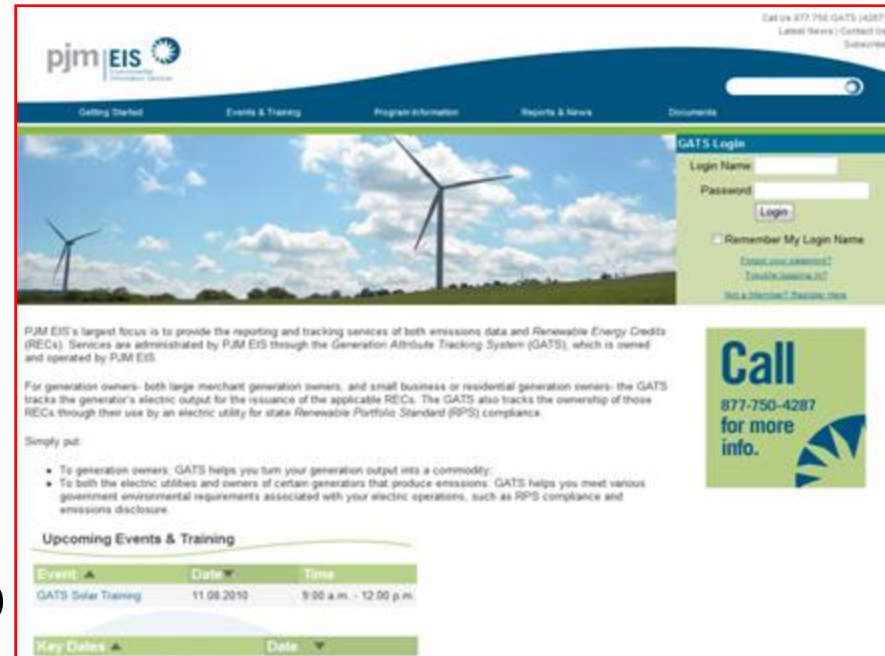
- ❖ Introduction of GATS
  - ❖ GATS Terms of Use
  - ❖ GATS Subscriber Group
- ❖ Subscriber Registration Process
- ❖ Asset Management
- ❖ Managing and Using Your Account
- ❖ Reports
- ❖ GATS Support

❑ Open to all Subscribers

❑ Meet at least semi-annually

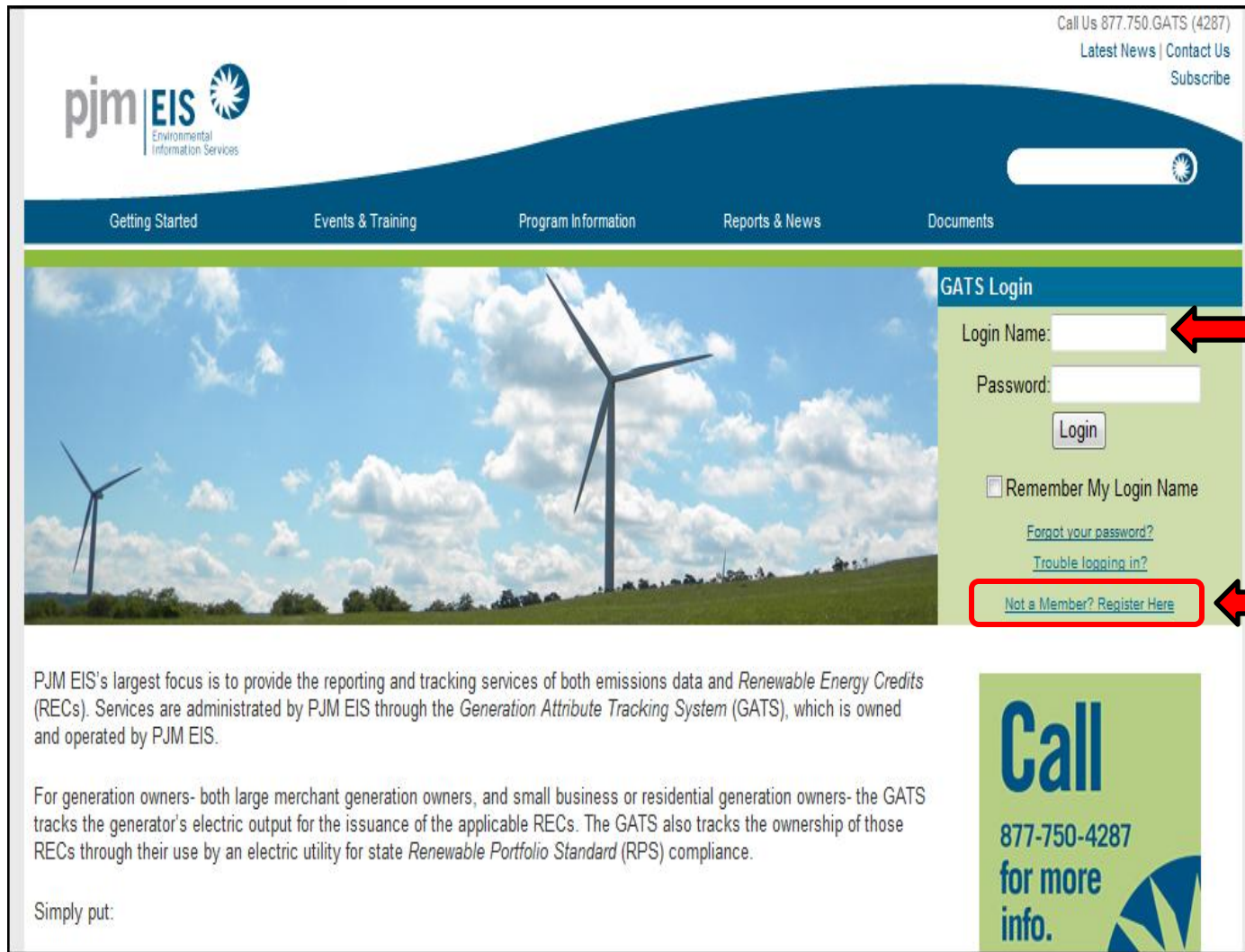
❑ Objectives of GATS Subscriber Group

- Provide input into the development and maintenance of GATS Operating Rules
- Have access to information and training pertaining to GATS
- Serve as a vehicle for sharing information created for Subscribers by Subscribers
- Provide opportunities for networking and establishing business contacts with other GATS Subscribers



- ❖ Introduction of GATS
- ❖ Subscriber Registration Process
  - ❖ New Account Registration
  - ❖ My Account Screen Characteristics
- ❖ Asset Management
- ❖ Managing and Using Your Account
- ❖ Reports
- ❖ GATS Support

- ❖ To open a new account go to [www.pjm-eis.com](http://www.pjm-eis.com) and click on the GATS Logon link
- ❖ From the main login page click on “Not A Member? Register Here”
- ❖ Fill out the required fields and Submit for Approval
- ❖ You will be asked to Accept the GATS Terms of Use
- ❖ You will receive an email with an activation link to activate your account
- ❖ Once the account is activated it will be reviewed within three (3) business days of submittal
- ❖ Once approved you will have full functionality of your account



Call Us 877.750.GATS (4287)  
Latest News | Contact Us  
Subscribe

**pjm** | **EIS**  
Environmental  
Information Services

Getting Started | Events & Training | Program Information | Reports & News | Documents

**GATS Login**

Login Name:

Password:

Login

☐ Remember My Login Name

[Forgot your password?](#)

[Trouble logging in?](#)

[Not a Member? Register Here](#)

PJM EIS's largest focus is to provide the reporting and tracking services of both emissions data and *Renewable Energy Credits* (RECs). Services are administrated by PJM EIS through the *Generation Attribute Tracking System* (GATS), which is owned and operated by PJM EIS.

For generation owners- both large merchant generation owners, and small business or residential generation owners- the GATS tracks the generator's electric output for the issuance of the applicable RECs. The GATS also tracks the ownership of those RECs through their use by an electric utility for state *Renewable Portfolio Standard* (RPS) compliance.

Simply put:

**Call**  
877-750-4287  
for more  
info.

**PJM-GATS Login**

**To register for a new account click on the "Not A Member? Register Here"**



## Select Account Type and Account Name

New Account Application	
<b>Account Type: *</b>	<input checked="" type="checkbox"/> Generator <input type="checkbox"/> LSE <input type="checkbox"/> Trader
<b>PJM Member:</b>	<input type="checkbox"/> (if checked, DUNS Number and Org ID are required)
<b>DUNS Number:</b>	<input type="text" value="NA"/> (9 - 13 alphanumeric)
<b>Org ID:</b>	<input type="text" value="NA"/> (1 - 9 numeric characters)
<b>Parent Company Name:</b>	<input type="text"/>
<b>Wholly Owned Subsidiaries:</b>	<input type="text"/>
<b>Company Name: *</b>	<input type="text" value="Lukach Residence"/>


### Two Main Fields

#### ✓ Account Type

Small Solar Homeowners and aggregators will be considered a Generator

#### ✓ Company Name

Enter either your Company Name or your Family Name

GATS-Specific Contact Info	
Display Contact Info on Account Holder Report?	<input checked="" type="checkbox"/> 
Contact Person: *	Gayle Dean
Address1: *	955 Jefferson Ave.
Address2:	
City: *	Norristown
State/Province: *	PENNSYLVANIA
Country: *	USA
Zip or Postal Code: *	19403 (format: US 12345 / Canadian a1b 2c3)
Phone Number: *	610-666-2245 (format: 123-456-7890)
Fax Number:	610-771-4114 (format: 123-456-7890)
E-mail: *	GATSADMIN@pjm-eis. (format: abc@example.com)
Web Site:	www.pjm-eis.com (format: www.example.com)


- ✓ If you would like your contact information included in the Account Holders Report check the "Display Contact Info on Account Holder Report?" check box
- ✓ If checked your contact information will be displayed to other subscribers only

## Select your Login Name and Password

Choose your Login Name and Password:	
Login Name: *	deang (1 to 20 alphanumeric)
Password: *	●●●●●●●● (Minimum of 7 characters with at least 1 number and 1 letter)
Confirm Password: *	●●●●●●●●
Security Question: *	who is your daughter
Security Answer: *	Sophia

- ✓ Choose a login name and memorable password
- ✓ Enter a Security question and answer for verification purposes

## Complete your Billing Information

<b>Billing Information</b>	 <input checked="" type="checkbox"/> Use Subscriber Information	
Contact Person: *	<input type="text" value="Gayle Dean"/>	
Address1: *	<input type="text" value="955 Jefferson Ave"/>	
Address2:	<input type="text"/>	
City: *	<input type="text" value="Norristown"/>	
State/Province: *	<input type="text" value="PENNSYLVANIA"/>	
Country: *	<input type="text" value="19403"/>	
Zip or Postal Code: *	<input type="text"/>	(format: US 12345 / Canadian a1b 2c3)
Phone Number: *	<input type="text" value="610-666-2245"/>	(format: 123-456-7890)
Fax Number:	<input type="text" value="610-771-4114"/>	(format: 123-456-7890)
E-mail: *	<input type="text" value="GATSADMIN@pjm-eis."/>	(format: abc@example.com)
Department/Location:	<input type="text"/>	

- ✓ Billing Information is only needed in the event that fees are applied
- ✓ As stated in Slides 10 and 11, fees most likely won't be assessed to small solar subscribers
- ✓ **Submit for Approval once all of the information is completed**

## Accept the Terms of Use

### GENERATION ATTRIBUTE TRACKING SYSTEM

#### TERMS OF USE

LAST MODIFIED ON December 16, 2008

The following are the Terms of Use for using the Generation Attribute Tracking System ("GATS") of PJM Environmental Information Services, Inc. ("EIS").

**1. Acceptance of Terms.** Your use of the GATS and the GATS website located online at [www.pjm-eis.com](http://www.pjm-eis.com) ("GATS Site") is subject to the following Terms of Use, which constitute a binding contract between you (also referred to herein as "Subscriber") and EIS (Subscriber and EIS are individually referred to herein as a "Party", and collectively referred to herein as "the Parties"). BY USING OR ACCESSING THE GATS, YOU ACCEPT AND AGREE TO BE BOUND BY THESE TERMS OF USE. EIS may modify the Terms of Use at any time and will publish advance notice of any such modifications by posting it on the GATS Site, by electronic or conventional mail, or any other acceptable means of notification as set forth in Section 2(d) hereof. Your use of the GATS is governed by the version of the Terms of Use in effect on the date that the GATS is accessed by you. You can review the current version of the Terms of Use at any time at [www.pjm-eis.com](http://www.pjm-eis.com). YOUR CONTINUED USE AND ACCESS OF THE GATS AFTER MODIFICATION OF THE TERMS OF USE SIGNIFIES YOUR AGREEMENT TO BE BOUND BY THE MODIFIED TERMS OF USE. In addition, when using the GATS, you shall be subject to any guidelines and/or operating rules applicable to such use which may be posted at [www.pjm-eis.com](http://www.pjm-eis.com) from time to time. All such guidelines and operating rules are incorporated by reference into these Terms of Use. If you do not agree to these Terms of Use, you may not access or otherwise use the GATS.

**2. Description of Service.**

(a) The GATS provides an unbundled, certificates-based tracking system that reports certain operating Attributes of electricity generators selling Energy through the PJM Market Settlement System. The GATS will compile information regarding the Attributes. The Attributes are unbundled from the megawatt-hour ("MWh") of Energy produced and recorded onto a Certificate. One Certificate shall be created for each MWh of Energy produced, and each Certificate will be assigned a unique serial number. These Certificates may be used by electricity suppliers and other energy market participants to comply with relevant state policies, regulatory programs and to support voluntary "green" electricity markets. The data comprising the GATS includes meter information from the markets settlements database, emissions data and static information input by EIS or the Subscriber such as fuel source and location.

- ✓ The GATS Terms of Use will be displayed and the subscriber must accept them before the account is created
- ✓ The Terms of Use can also be found on the PJM EIS Website

## [My Account](#)

Congratulations, you have completed **the first step** of the Account Registration process. **The final step must still be completed** for your account to reach the GATS Administrator.

**The final step** requires you take [action](#) to activate Your Account.

An e-mail has been sent to you with a link. Click on the link in this e-mail and then login to the GATS. Once you have completed the login, you will have completed **the final step**.

An email will be sent to the email address  
you provided with an activation link

You must activate your account before it  
will be submitted to the GATS  
Administrator for approval

Please add [GATSAdmin@pjm-eis.com](mailto:GATSAdmin@pjm-eis.com) to  
your address book or the email might get  
blocked

Congratulations, you have completed the first step of the Account Registration process. The final step must still be completed for your account to reach the GATS Administrator.

The final step requires you take action to activate Your Account.

Click on the following link in this e-mail and then login to the GATS. Once you have completed the login, you will have completed the final step.

<http://216.52.68.27/myModule/reg/actAcc.asp?id=443>

If an error message appears when you click on the link, or if your My Account window does not function properly, copy the link, paste it into the address line on your browser window, and press the Enter key to access the PJM-EIS GATS system. Make sure you select the entire link.

Once activated, you will have limited access and functionality until the GATS administrator approves your account. Approval should take no longer than one week. You will receive an e-mail message with approval verification or with a request for more information.

GATS Administrator  
Phone: 610-666-2245  
Email: [GATSAdmin@pjm-eis.com](mailto:GATSAdmin@pjm-eis.com)

- The GATS Administrator will review and approve your account
- Once you receive the approval e-mail, you will have full functionality of your GATS account



- ❖ Introduction of GATS
- ❖ Subscriber Registration Process
  - ❖ New Account Registration
  - ❖ My Account Screen Characteristics
- ❖ Asset Management
- ❖ Managing and Using Your Account
- ❖ Reports
- ❖ GATS Support



**Registration** [?] [X]  
[Change Profile](#)

**Public Reports** [?] [X]  
[GATS Generators](#)  
[PJM Residual Mix](#)  
[Import System Mix](#)  
[Bulletin Board](#)  
[GATS Certificates Statistics](#) [Monthly](#) [Annual](#)  
[Reserved Certificate Transfers](#) [Monthly](#) [Annual](#)  
[PJM System Mix](#) [Monthly](#) [Annual](#)  
[PJM System Mix Quarterly](#)  
[Renewable Generators Registered in GATS](#)  
[Solar Weighted Average Price](#)  
[Aggregator/Broker Listing](#)<sup>New!</sup>

**Asset Management** [?] [X]  
[Display My Assets \(0\)](#)  
[Register Solar Generator](#) (New solar thermal or solar photovoltaic generators)  
[Register BTM or External Generator](#) (New PJM Generators will appear after registration in MSET)  
[Enter Generation](#)  
[Enter Emissions](#)  
[Upload kWh Generation](#) (kWh only; multiple facilities/months)  
[Designate Third Party Reporter for Generation](#)

**Account Status** [?] [X]

Trading Period:			
2009 - Close	2010 - Open	2010 - Close	
2/26/2010 - 2/26/2010 10:28:21 AM	2/26/2010 10:28:21 AM - 2/28/2011	2/28/2011 - 3/1/2011	

Task:				
Certificate Creation	Open Period	Acct Holder Review	Certificate Creation	Open Period
September 2010		October 2010	October 2010	
10/28/2010	10/30/2010 to 11/15/2010	11/15/2010 to 11/28/2010	11/29/2010	12/01/2010 to 12/15/2010

- The “My Account” Screen is the main window where you will view, select, and update information
- This screen can be customized to show information that is important to each account holder

- There are 10 fields or sections that are available to Subscribers on the “My Account” screen
  - Public Reports
  - Account Information
  - Inbox
  - Outbox
  - State Agency Reports
  - Account Holder Reports
  - Asset Management
  - Message Notification
  - Account Status
  - Standing Orders
  - Registration\*
  - Account Management\*

\* indicates fields that are available only to the Company Account Managers

**Registration** [?] [X]

[Change Profile](#)

**Public Reports** [?] [X]

[GATS Generators](#)

[PJM Residual Mix](#)

[Import System Mix](#)

[Bulletin Board](#)

GATS Certificates [Monthly](#) [Annual](#)

Reserved Certificate [Monthly](#) [Annual](#)

PJM System Mix [Monthly](#) [Annual](#)

[PJM System Mix Quarterly](#)

[Renewable Generators Registered in GATS](#)

[Solar Weighted Average Price](#)

[Aggregator/Broker Listing](#) <sup>New!</sup>

**Asset Management** [?] [X]

[Display My Assets \(0\)](#)

[Register Solar Generator](#) (New solar thermal or solar photovoltaic generators)

[Register BTM or External Generator](#) (New PJM Generators will appear after registration in MSET)

[Enter Generation](#)

[Enter Emissions](#)

[Upload kWh Generation](#) (kWh only; multiple facilities/months)

[Designate Third Party Reporter for Generation](#)

**Account Status** [?] [X]

Trading Period		
2009 - Close	2010 - Open	2010 - Close
2/26/2010 - 2/26/2010 10:28:21 AM	2/26/2010 10:28:21 AM - 2/28/2011	2/28/2011 - 3/1/2011

Task				
Certificate Creation	Open Period	Acct Holder Review	Certificate Creation	Open Period
September 2010		October 2010	October 2010	
10/28/2010	10/30/2010 to 11/15/2010	11/15/2010 to 11/28/2010	11/29/2010	12/01/2010 to 12/15/2010

This section provides links to various Public Reports which are accessible by all Account Holders

- **View Bulletin Board**
- **View Solar Weighted Average Price for guidance in pricing SRECS**
- **Aggregator/Broker listing to find purchaser**



Public Reports

[GATS Generators](#)  
[PJM Residual Mix](#)  
[Import System Mix](#)  
[Bulletin Board](#)  
GATS Certificates      [Monthly](#)   [Annual](#)  
Statistics  
Reserved Certificate      [Monthly](#)   [Annual](#)  
Transfers  
PJM System Mix      [Monthly](#)   [Annual](#)  
[PJM System Mix Quarterly](#)  
[Renewable Generators Registered in GATS](#)  
[Solar Weighted Average Price](#)  
[Aggregator/Broker Listing](#) **New!**

This section provides  
links to all applicable  
personal Account  
Holder Reports.

This information is helpful in tracking  
generation.

Account Holder Reports <span>?</span> <span>×</span>		
<a href="#">My Event Log</a>		
 My Generation	<a href="#">Monthly</a>	
 My Solar Generation	<a href="#">Monthly</a>	
 My Annual Production Estimates <b>New!</b>		<a href="#">Annual</a>
 My Annual Solar Generation		<a href="#">Annual</a>
 My Annual RECs		<a href="#">Annual</a>
My Load	<a href="#">Monthly</a>	
My Imports	<a href="#">Monthly</a>	
My Exports	<a href="#">Monthly</a>	
My Emission	<a href="#">Monthly</a>	
Total Emission by Generator	<a href="#">Monthly</a>	
<a href="#">My Certificates Only Import</a>		
<a href="#">My Certificates Disposition</a>		
<a href="#">My Retail LSE Sub-Accounts</a>		
My Obligations	<a href="#">Monthly</a>	<a href="#">Annual</a>
My Standing Orders	<a href="#">Monthly</a>	
<a href="#">Transfer History</a>		
<a href="#">Default Emission</a>		
<a href="#">My RPS Compliance Report</a>		
<a href="#">GATS Account Holders</a>		

Click on the links to view your generator data, register a new Solar generator or BTM generator.

These three links can be used to update Production.

Click here to choose a TPR

## Asset Management

[Display My Assets \(1\)](#)



[Register Solar Generator](#) (New solar thermal or solar photovoltaic generators)



[Register BTM or External Generator](#) (New PJM Generators will appear after registration in MSET)



[Enter Generation](#)



[Enter Emissions](#)



[Upload kWh Generation](#) (kWh only; multiple facilities/months)



[Designate Third Party Reporter for Generation](#)



This section provides information on the trading period as well as an Account Summary including Certificate Activity.

Current generation not yet processed.



SRECS are kept in the CEPS subaccount once generation is processed.



## Account Status

### Trading Period:

2009 - Close	2010 - Open	2010 - Close
2/26/2010 - 2/26/2010 10:28:21 AM	2/26/2010 10:28:21 AM - 2/28/2011	2/28/2011 - 3/1/2011

### Task:

Certificate Creation September 2010	Open Period	Acct Holder Review October 2010	Certificate Creation October 2010	Open Period
10/28/2010	10/30/2010 to 11/15/2010	11/15/2010 to 11/28/2010	11/29/2010	12/01/2010 to 12/15/2010

### Account Summary

#### MSET Data & Manual Generation Totals

Supply MWh		Demand MWh	
Generation	N/A	Load	N/A
Imports	N/A	Exports	N/A

#### Account Activity

Certificates		Obligations	
Active	<a href="#">0</a>	Transferred In	0
CEPS	<a href="#">0</a>	Transferred Out	0
On Bulletin Board	<a href="#">0</a>		
<a href="#">Bulletin Board Purchases</a>			
Reserved	<a href="#">0</a>		
In Retail LSE Sub-Accounts	<a href="#">0</a>	In Retail LSE Sub-Accounts	0



- ❖ Introduction of GATS
- ❖ Subscriber Registration Process
- ❖ Asset Management
  - ❖ Display Your Assets
  - ❖ Registering Generators
  - ❖ Entering Monthly Generation
  - ❖ Uploading kWh Generation
  - ❖ Designate Third Party Reporter for Generation
- ❖ Managing and Using Your Account
- ❖ Reports
- ❖ GATS Support



## Asset Management

[Display My Assets \(41\)](#)

[Register Solar Generator](#) (New solar thermal or solar photovoltaic generators)

[Register BTM or External Generator](#) (New PJM Generators will appear after registration in MSET)

[Enter Generation](#)

[Enter Emissions](#)

[Upload kWh Generation](#) (kWh only; multiple facilities/months)

[Designate Third Party Reporter for Generation](#)

- To Display the Assets that you have registered in your GATS Account click on “Display My Assets”

### Asset Management (All) - Account Holder ID: 18754

Unit ID ↑↓	Plant - Unit ↑↓	PJM? ↑↓	Entry Type ↑↓	Third Party? ↑↓	Status ↑↓
NON35979	<a href="#">35979Gen - 35979Unit</a>	No	Prod. Est. (kWh)		Approved
NON35988	<a href="#">35988Gen - 35988Unit</a>	No	Prod. Est. (kWh)		Approved
NON36031	<a href="#">36031Gen - 36031Unit</a>	No	Prod. Est. (kWh)		Approved
NON36095	<a href="#">36095Gen - 36095Unit</a>	No	Prod. Est. (kWh)		Approved
NON36103	<a href="#">36103Gen - 36103Unit</a>	No	Prod. Est. (kWh)		Approved
NON36142	<a href="#">36142Gen - 36142Unit</a>	No	Prod. Est. (kWh)		Approved
NON36173	<a href="#">36173Gen - 36173Unit</a>	No	Prod. Est. (kWh)		Approved
NON36178	<a href="#">36178Gen - 36178Unit</a>	No	Prod. Est. (kWh)		Approved
NON36181	<a href="#">36181Gen - 36181Unit</a>	No	Prod. Est. (kWh)		Approved
NON36183	<a href="#">36183Gen - 36183Unit</a>	No	Prod. Est. (kWh)		Approved
NON36241	<a href="#">36241Gen - 36241Unit</a>	No	Prod. Est. (kWh)		Approved
NON36242	<a href="#">36242Gen - 36242Unit</a>	No	Prod. Est. (kWh)		Approved
NON36617	<a href="#">36617Gen - 36617Unit</a>	No	Prod. Est. (kWh)		Approved
NON36629	<a href="#">36629Gen - 36629Unit</a>	No	Prod. Est. (kWh)		Approved
NON36630	<a href="#">36630Gen - 36630Unit</a>	No	Prod. Est. (kWh)		Approved

- Once your systems are listed you can then click on the Plant-Unit link to view the details of the systems such as address, system size, system characteristics and certification numbers

- ❖ Introduction of GATS
- ❖ Subscriber Registration Process
- ❖ Asset Management
  - ❖ Display Your Assets
  - ❖ Registering Generators
  - ❖ Entering Monthly Generation
  - ❖ Uploading kWh Generation
  - ❖ Designate Third Party Reporter for Generation
- ❖ Managing and Using Your Account
- ❖ GATS Support

**Asset Management**

[Display My Assets \(11\)](#)  
[Register Solar Generator](#) (New solar thermal or solar photovoltaic generators)  
[Register BTM or External Generator](#) (New PJM Generators will appear after registration in MSET)

[Enter Generation](#)  
[Enter Emissions](#)  
[Upload kWh Generation](#) (kWh only; multiple facilities/months)

[Designate Third Party Reporter for Generation](#)

- ✓ Click on the Register Solar Generator Link to register your solar system
- ✓ You will be able to register both you Solar PV Systems and Solar Thermal Systems

## New Solar Generator Application

<b>PJM Generator:</b>	No
<b>Generator Type: *</b>	<input checked="" type="radio"/> Solar Photovoltaic <input type="radio"/> Solar Thermal
<b>System Name 1: *</b>	<input type="text" value="Riley"/>
<b>System Name 2: *</b>	<input type="text" value="Riley"/>
<b>System Size (kW): *</b>	<input type="text" value="8.5"/> (kW - DC Rating) <small>Enter number without "kW" designation, that is "100"</small>
<b>Street Address</b>	
<b>Street 1: *</b>	<input type="text" value="11818 Colman Road"/>
<b>Street 2:</b>	<input type="text"/>
<b>City: *</b>	<input type="text" value="Philadelphia"/>
<b>County: *</b>	<input type="text" value="Philadelphia"/>
<b>State: *</b>	<input type="text" value="PENNSYLVANIA"/>
<b>ZIP Code: *</b>	<input type="text" value="19122"/> (format: XXXXX or XXXXX-XXXX)
<b>Owner Type: *</b>	<input type="text" value="Owner"/>
<b>Owner Information:</b>	<div> <div>Select One</div> <div>Owner</div> <div>Generator Broker/Aggregator</div> <div>Offtaker</div> </div> <small>the owner's name.</small>
<b>Vintage</b>	
<b>Online Date: *</b>	<input type="text" value="03/2009"/> (format: MM/YYYY)
<b>Utility Interconnection Date:</b>	<input type="text" value="06/2009"/> (format: MM/DD/YYYY)

### System Name

- ❖ This can be anything the subscriber would like
- ❖ System Name 1 and 2 can be same

### Owner Type

- Owner** – physical owner registering their system
- Generator Broker/Aggregator** – Schedule A must be submitted

### Online Date

date your system was turned on

### Interconnection Date

date your utility company approved interconnection

\* Indicates Required Field

## PV Characteristics

System Characteristics				
	Module Quantity	Module Size	Tilt (0.00-90.00°)	Orientation (0.00-360.00°)
Array 1	<input type="text" value="14"/>	<input type="text" value="200"/>	<input type="text" value="30"/>	<input type="text" value="195"/>
Array 2	<input type="text" value="30"/>	<input type="text" value="190"/>	<input type="text" value="40"/>	<input type="text" value="195"/>
Array 3	<input type="text"/>	<input type="text"/>	<input type="text"/>	<input type="text"/>
Array 4	<input type="text"/>	<input type="text"/>	<input type="text"/>	<input type="text"/>

\* Required field

\*\* Required if available

The System Characteristics are not required, if the subscriber has them available it would help the GATS Administrator create an accurate estimate for their system

The system size can be determined if the number of modules and module size is available.

$$\begin{aligned}
 &(\text{Module Quantity} * \text{Module Size}) / 1000 = \text{System Size} \\
 &(14 * 200) / 1000 = 2.8 \\
 &(30 * 190) / 1000 = 5.7 \\
 &2.8 + 5.7 = 8.5\text{kW}
 \end{aligned}$$

## BTU Characteristics

System Characteristics	
Number of Modules	<input type="text" value="2"/>
Module Manufacturer	<input type="text"/>
System Model	<input type="text"/>
Annual Estimated Output *	<input type="text" value="2648"/> (kWh)
Meter Manufacturer	<input type="text"/>
Meter Make	<input type="text"/>
Meter Model	<input type="text"/>
Meter OIIML Certified?	<input type="checkbox"/>

Annual Estimated Output is required for all solar thermal systems to determine the appropriate estimates for those systems.

Click Next to get to Page Two of the Registration  
Page Two – State Certification Number Entry

## New Solar Generator Application

### Solar - Photovoltaic

<b>New Jersey</b>	<input type="button" value="Uncheck All"/>
<b>Solar Renewable Energy Credit (REC):</b>	<input checked="" type="radio"/> (check for yes)
<b>State Certification Number:</b>	<input type="text" value="NJ-123456-SUN-01"/>
<b>Eligibility End Date:</b>	<input type="text"/> (format: MM/YYYY)
<b>Maryland</b>	<input type="button" value="Uncheck All"/>
<b>Solar Renewable Energy Source:</b>	<input type="radio"/> (check for yes)
<b>State Certification Number:</b>	<input type="text" value="NA"/>
<b>Eligibility End Date:</b>	<input type="text" value="NA"/> (format: MM/YYYY)
<b>District of Columbia</b>	<input type="button" value="Uncheck All"/>
<b>Solar Renewable Energy Source:</b>	<input type="radio"/> (check for yes)
<b>State Certification Number:</b>	<input type="text" value="NA"/>
<b>Eligibility End Date:</b>	<input type="text" value="NA"/> (format: MM/YYYY)
<b>Pennsylvania</b>	<input type="button" value="Uncheck All"/>
<b>Solar Renewable Energy Source:</b>	<input type="radio"/> (check for yes)
<b>State Certification Number:</b>	<input type="text" value="NA"/>
<b>Eligibility End Date:</b>	<input type="text" value="NA"/> (format: MM/YYYY)

## State Certification Numbers

- ❖ Systems can be certified in multiple states
- ❖ Systems must have at least one valid Certification Number prior to registering in GATS
- ❖ Eligibility End Dates are not required

Green-e Energy Eligible Certification	
Green-e Energy Eligible:	<input type="checkbox"/> (check for yes)
Green-e Energy Eligible Registration Number:	<input type="text" value="NA"/>
Generation Entry:	<input type="radio"/> Actual Generation (kWh) <input type="radio"/> Meter Reading (kWh) <input checked="" type="radio"/> Production Estimate (kWh)
For solar facilities an option needs to be selected.	
* Required Field	
<input type="button" value="Submit for Approval"/> <input type="button" value="Cancel"/>	

Green-e Eligible Certification is provided by the Center of Resource Solutions, not each individual state.

Generation Entry Type must be selected prior to submitting your system for approval.

**Actual Generation:** provide the kWh that was generated since the last data entry

**Meter Reading:** provide the reading from either the inverter or meter and the system will determine the kWh that was generated since the last data entry

**Production Estimate:** systems are allowed to use estimates within the state rules. Certain states will not allow systems to use estimates.

Click Submit for Approval

- Generator registrations will be reviewed within 3 business days of the date submitted
- If additional information is required the generator will be put back into Need Info Status
  - An email will be sent out from the GATS System regarding what is being requested
    - Subscribers are urged to make sure that your email will not block emails from [GATSAdmin@pjm-eis.com](mailto:GATSAdmin@pjm-eis.com) or you won't receive the email
  - Once the additional information is submitted the subscriber must Submit for Approval again for the generating unit to show up in the GATS Administrator's Inbox for review
- Once all of the information is accurate on the generating unit it will be approved
  - Solar systems using estimates will have the estimates entered in at that time
  - Account Holders are unable to input generation until their unit is Approved



- ❖ Introduction of GATS
- ❖ Subscriber Registration Process
- ❖ Asset Management
  - ❖ Display Your Assets
  - ❖ Registering Generators
  - ❖ Entering Monthly Generation
  - ❖ Uploading kWh Generation
  - ❖ Designate Third Party Reporter for Generation
- ❖ Managing and Using Your Account
- ❖ Reports
- ❖ GATS Support



## Asset Management

[Display My Assets \(41\)](#)

[Register Solar Generator](#) (New solar thermal or solar photovoltaic generators)

[Register BTM or External Generator](#) (New PJM Generators will appear after registration in MSET)

[Enter Generation](#)

[Enter Emissions](#)

[Upload kWh Generation](#) (kWh only; multiple facilities/months)

[Designate Third Party Reporter for Generation](#)

Click on “**Enter Generation**” it is bright blue and underlined. It is in the Asset Management block, the first block on the right hand side of the screen.

- ❖ Click on the generator for which you would like to enter kWh generation.

Search  98 Generators

Act/kWh, NON34435 : 34435Gen - 34435Unit  
 Act/kWh, NON34512 : 34512Gen - 34512Unit  
 Act/kWh, NON34695 : 34695Gen - 34695Unit  
 Act/kWh, NON34696 : 34696Gen - 34696Unit  
 Act/kWh, NON34697 : 34697Gen - 34697Unit  
 Act/kWh, NON34698 : 34698Gen - 34698Unit  
 Act/kWh, NON34699 : 34699Gen - 34699Unit  
 Act/kWh, NON34700 : 34700Gen - 34700Unit  
 Act/kWh, NON34701 : 34701Gen - 34701Unit  
 Act/kWh, NON34726 : 34726Gen - 34726Unit

Generators shown in red are missing generation.

**Generation**

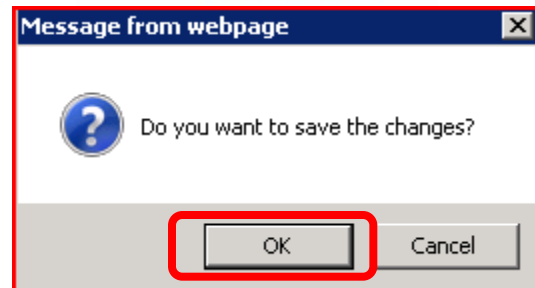
Plant - Unit: 34435Gen - 34435Unit Generation Start Date: 1/2008

Period	Jul 2009	Aug 2009	Sep 2009	Oct 2009	Nov 2009	Dec 2009	Jan 2010	Feb 2010	Mar 2010	Apr 2010	May 2010	Jun 2010	Jul 2010	Aug 2010	Sep 2010
Source	Self (Actual)	Self (Actual)	Self (Actual)	Self (Actual)	Self (Actual)	Self (Actual)	Self (Actual)	Self (Actual)	Self (Actual)	Self (Actual)	Self (Actual)	Self (Actual)	Self (Actual)	Self (Actual)	Self (Actual)
Estimates (kWh)	431	434	406	419	310	308	332	345	463	441	460	440	431	434	406
Generation (kWh)	0	0	0	0	0	0	2,885	325	450	462	455	449			

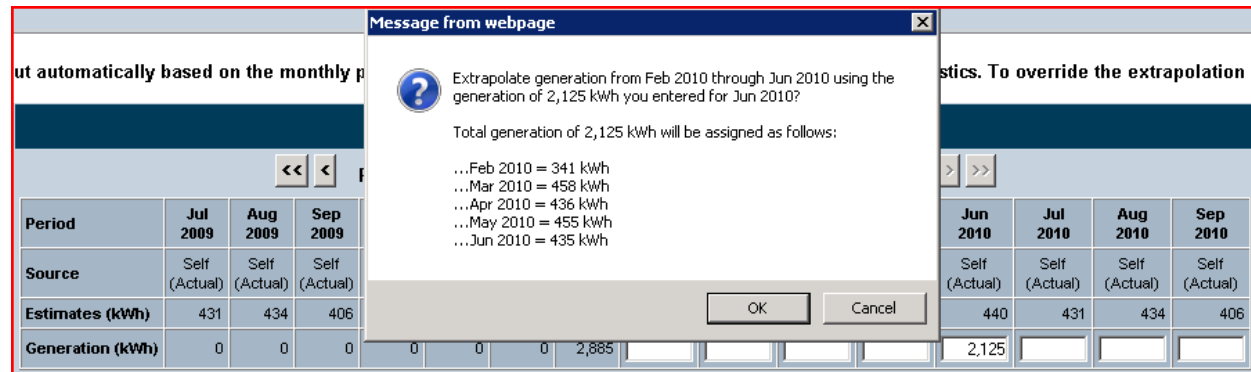
- ❖ On either side of the month click on the “<” or “>” to scroll forward or backward to enter monthly data.
- ❖ In the row for “**Generation (kWh)**” enter the kilowatt hours generated that month.

Click Save

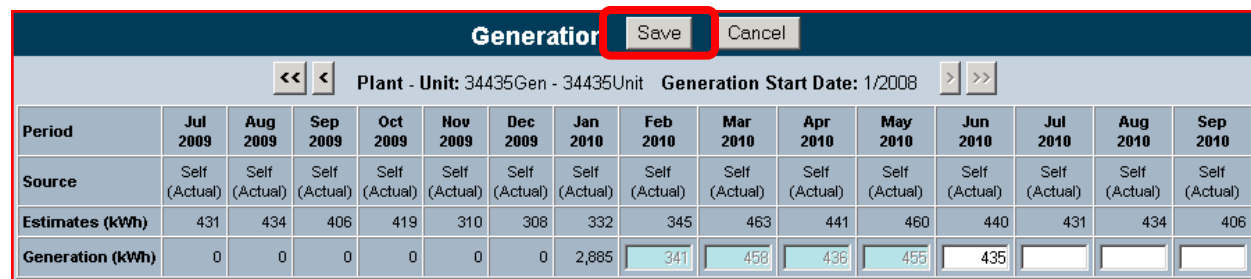
❖ Click OK to save the changes



❖ If you do not have the generation data by month the system will extrapolate the data based on the production estimates



❖ Click Save and OK



Generation <input type="button" value="Save"/> <input type="button" value="Cancel"/>															
<div> <div>&lt;&lt; &lt;</div> <div>Plant - Unit: 38421Gen - 38421Unit</div> <div>Generation Start Date: 8/2005</div> <div>&gt; &gt;&gt;</div> </div>															
Period	Jul 2009	Aug 2009	Sep 2009	Oct 2009	Nov 2009	Dec 2009	Jan 2010	Feb 2010	Mar 2010	Apr 2010	May 2010	Jun 2010	Jul 2010	Aug 2010	Sep 2010
Source	Self (Actual)	Self (Actual)	Self (Actual)	Self (Actual)	Self (Actual)	Self (Meter)	Self (Actual)	Self (Meter)	Self (Meter)	Self (Meter)	Self (Meter)	Self (Meter)	Self (Meter)	Self (Meter)	Self (Meter)
Estimates (kWh)	1,247	1,226	1,169	1,088	861	805	944	979	1,189	1,228	1,291	1,200	1,247	1,226	1,169
Generation (kWh)	0	0	0	0	0	5,815	0	874	789	755	824	1,223	818		
Previous Reading (kWh)						0		0	49,716	50,505	51,260	52,084	53,307	54,125	
Reading (kWh)						48,842		49,716	50,505	51,260	52,084	53,307	54,125		
Date						01/28/2010		02/28/2010	03/31/2010	04/30/2010	05/26/2010	06/29/2010	8/1/2010		

- ❖ On either side of the month click on the “<” or “>” to scroll forward or backward to enter monthly data
- ❖ In the row for “**Reading (kWh)**” enter the raw read from your inverter or the combined total of your inverters. Also enter the “**Date**” the meter was read. If you do not know how to read your inverters contact your installer.
- ❖ The system will automatically compare this month’s reading to last month, subtracting the difference and reporting it in the row for “**Generation (kWh)**”.

**Click Save**

**NOTE: READING DATES WILL ONLY BE ACCEPTED UP THROUGH THE 15<sup>TH</sup> OF THE MONTH**

- Production Estimates will be inputted into the GATS System by the GATS Administrator
- Systems that are using estimates for certificate creation will begin with the first full month of generation (1<sup>st</sup> month after online date or interconnection date depending on state certification)
- Production Estimates will also be used during the certificate creation to evaluate the data that was self-reported
  - The Subscriber will be notified at the time of data entry if they entered a value that is less than or greater than 30% of what a production estimate is. This will only be a warning and will not prevent you from continuing.
  - The GATS Administrator will be notified if what the subscriber entered was less than or greater than 30% of the production estimates



- ❖ Introduction of GATS
- ❖ Subscriber Registration Process
- ❖ Asset Management
  - ❖ Display Your Assets
  - ❖ Registering Generators
  - ❖ Entering Monthly Generation
  - ❖ **Uploading kWh Generation**
  - ❖ Designate Third Party Reporter for Generation
- ❖ Managing and Using Your Account
- ❖ Reports
- ❖ GATS Support

## Asset Management

[Display My Assets \(41\)](#)  
[Register Solar Generator](#) (New solar thermal or solar photovoltaic generators)  
[Register BTM or External Generator](#) (New PJM Generators will appear after registration in MSET)

[Enter Generation](#)  
[Enter Emissions](#)  
[Upload kWh Generation](#) (kWh only; multiple facilities/months)  
[Designate Third Party Reporter for Generation](#)

## Upload kWh Generation

[Upload generation from a comma-separated \(CSV\) file](#)  
[Enter generation as text](#)

## Upload kWh Generation

Upload a CSV (comma-separated-value) file directly from your computer:

The letters below refer to columns in Excel.

<p>If the facility has been defined to enter their <b>actual generation</b>, enter:</p> <ul style="list-style-type: none"> <li>A: Facility ID</li> <li>B: Leave this field blank (enter just a comma)</li> <li>C: Generation for the month, in kWh</li> <li>D: Leave this field blank (enter just a comma)</li> <li>E: Month/year in which the generation occurred (mm/yyyy)</li> </ul> <p>For example, to enter two month's of generation for facility NON1234 with 107 and 142 kWh in September and October, and one month of generation for facility NON7654 with 867 kWh in September:</p> <pre>1234,,107,,09/2008 1234,,142,,10/2008 7654,,867,,09/2008</pre>	<p>If the facility has been defined to enter their generation as monthly <b>meter readings</b>, enter:</p> <ul style="list-style-type: none"> <li>A: Facility ID</li> <li>B: Meter reading, in kWh. (Do <b>not</b> include commas in the reading)</li> <li>C: Leave this field blank (enter just a comma)</li> <li>D: Meter reading date (mm/dd/yyyy)</li> <li>E: Month/year in which the generation occurred (mm/yyyy)</li> </ul> <p>For example, to enter two month's of generation for facility NON6754 with meter readings of 14523 and 14798 kWh in September and October and one month of generation for facility NON1989 with a meter reading of 15849 kWh in September:</p> <pre>6754,14523,,10/01/08,09/2008 6754,14798,,10/31/08,10/2008 1989,15849,,09/30/08,09/2008</pre>
--	---

Click [here](#) to download a sample CSV file.

[Privacy Policy](#)



## Asset Management

[Display My Assets \(41\)](#)

[Register Solar Generator](#) (New solar thermal or solar photovoltaic generators)

[Register BTM or External Generator](#) (New PJM Generators will appear after registration in MSET)

[Enter Generation](#)

[Enter Emissions](#)

[Upload kWh Generation](#) (kWh only; multiple facilities/months)

[Designate Third Party Reporter for Generation](#)

## Upload kWh Generation

[Upload generation from a comma-separated \(CSV\) file](#)

[Enter generation as text](#)

## Upload kWh Generation

Enter kWh generation information for each facility on a separate line. Enter five (5) fields, separated by commas. If the field doesn't apply, leave it blank.

The letters below refer to columns in Excel.

If the facility has been defined to enter their **actual generation**, enter:

- A: Facility ID
- B: Leave this field blank (enter just a comma)
- C: Generation for the month, in kWh
- D: Leave this field blank (enter just a comma)
- E: Month/year in which the generation occurred (mm/yyyy)

For example, to enter two month's of generation for facility NON1234 with 107 and 142 kWh in September and October, and one month of generation for facility NON7654 with 867 kWh in September:

```
1234,,107,,09/2008
1234,,142,,10/2008
7654,,867,,09/2008
```

If the facility has been defined to enter their generation as monthly **meter readings**, enter:

- A: Facility ID
- B: Meter reading, in kWh. (Do **not** include commas in the reading)
- C: Leave this field blank (enter just a comma)
- D: Meter reading date (mm/dd/yyyy)
- E: Month/year in which the generation occurred (mm/yyyy)

For example, to enter two month's of generation for facility NON6754 with meter readings of 14523 and 14798 kWh in September and October and one month of generation for facility NON1989 with a meter reading of 15849 kWh in September:

```
6754,14523,,10/01/08,09/2008
6754,14798,,10/31/08,10/2008
1989,15849,,09/30/08,09/2008
```

Save

Cancel

[Privacy Policy](#)

- ❖ Introduction of GATS
- ❖ Subscriber Registration Process
- ❖ Asset Management
  - ❖ Display Your Assets
  - ❖ Registering Generators
  - ❖ Entering Monthly Generation
  - ❖ Uploading kWh Generation
  - ❖ Designate Third Party Reporter for Generation
- ❖ Managing and Using Your Account
- ❖ Reports
- ❖ GATS Support

## Asset Management

[Display My Assets \(41\)](#)

[Register Solar Generator](#) (New solar thermal or solar photovoltaic generators)

[Register BTM or External Generator](#) (New PJM Generators will appear after registration in MSET)

[Enter Generation](#)

[Enter Emissions](#)

[Upload kWh Generation](#) (kWh only; multiple facilities/months)

[Designate Third Party Reporter for Generation](#)

➤ Click on the Designate Third Party Reporter for Generation link under the Asset Management Section

## Third Party Reporter Selection

Facility ID ↑↓	Facility Name ↑↓	Third Party Reporter ↑↓	Update Third Party
NON34423	34423Gen-34423Unit		Locus Energy
NON34424	34424Gen-34424Unit		Locus Energy
NON34433	34433Gen-34433Unit		Locus Energy
NON34434	34434Gen-34434Unit		
NON34435	34435Gen-34435Unit		None Locus Energy Trimark Associates, Inc
NON34512	34512Gen-34512Unit		

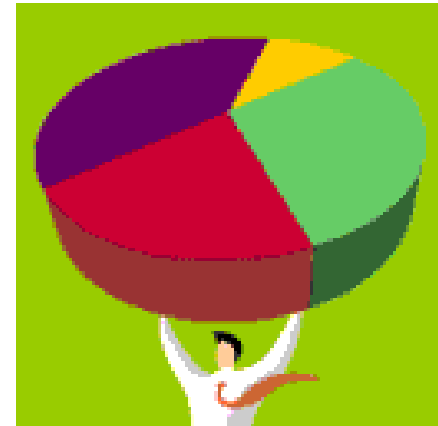
➤ Select the Third Party from the Update Third Party drop down.

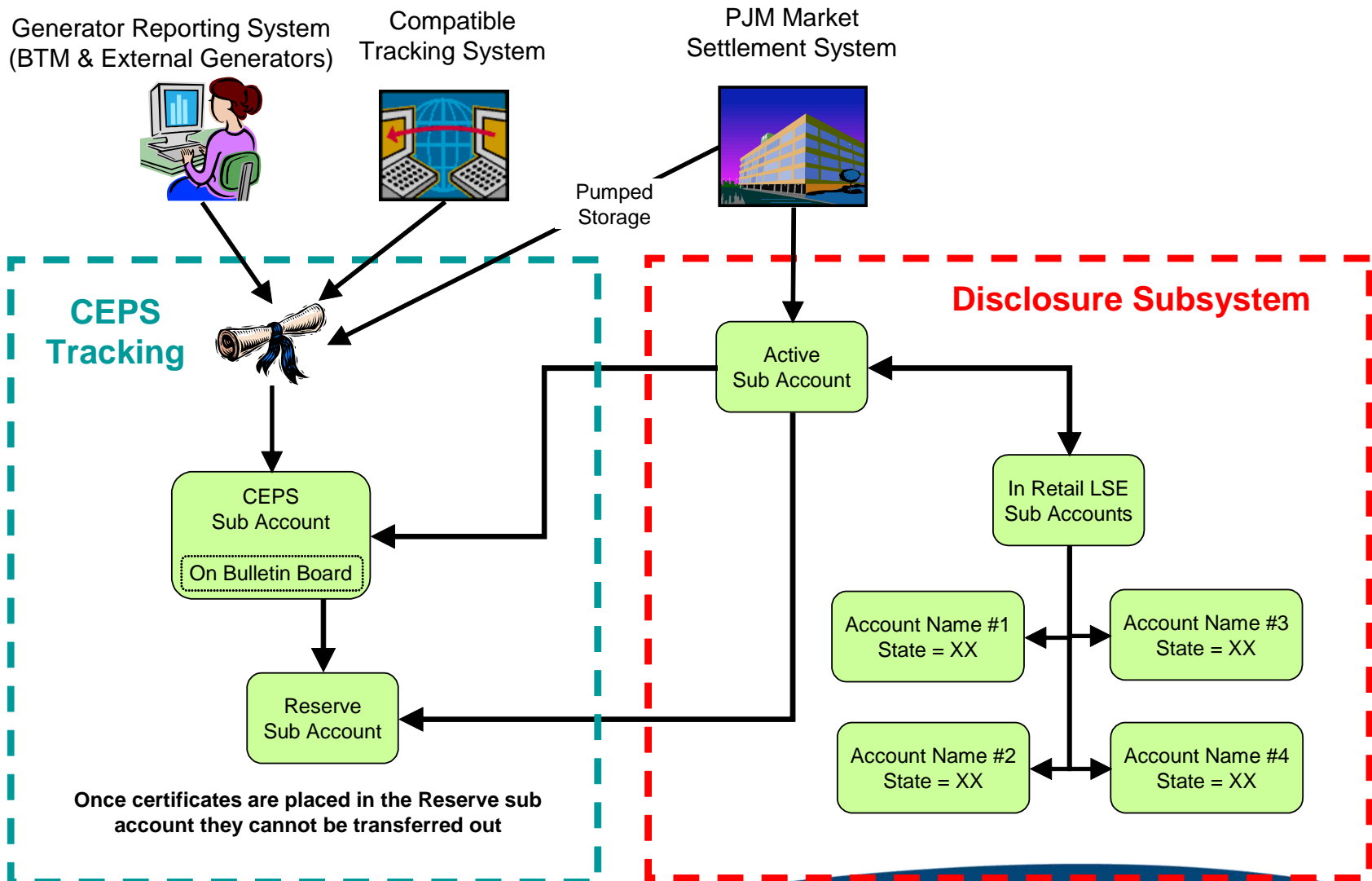
**NOTE:** If you select a Third Party Reporter you are able to unselect them at any time as long as data has not been entered for the month in review. If data has been entered in then you are unable to deselect the Third Party until that data is processed on the last business day of the month.

- ❖ Introduction of GATS
- ❖ Subscriber Registration Process
- ❖ Asset Management
- ❖ Managing and Using Your Account
  - ❖ Subaccount Descriptions
  - ❖ GATS Trading & Review
  - ❖ Creation of Certificates
  - ❖ Transfer of Certificates
  - ❖ Bulletin Board Functionality
- ❖ Reports
- ❖ GATS Support

There are 3 types of Subaccounts within a GATS Account:


- ☐ Active Subaccount
- ☐ CEPS Subaccount
- ☐ Reserve Subaccount





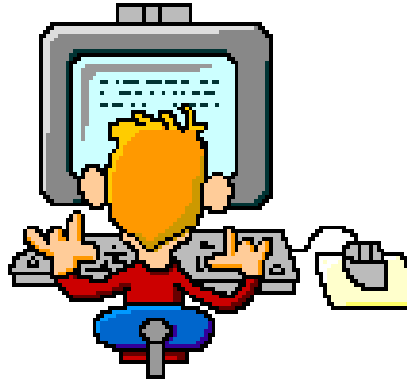


- ❑ The Active Subaccount is similar to a cash checking account
- ❑ The GATS certificates are liquid and the Account Holder can transfer them as needed
- ❑ The Active Subaccount is a holding place for all active GATS Certificates
- ❑ It is the first point of deposit for GATS Certificates associated with one or more PJM or GATS Registered Import generator






- ❑ A CEPS (Clean Energy Portfolio Standard) Subaccount holds unsold, unused CEPS-Eligible Certificates
- ❑ CEPS-Eligible Certificates are from generating resources which are eligible by state policy for a portfolio standard in a PJM state
- ❑ A CEPS Subaccount is the first point of deposit for any GATS Certificates associated with Solar Generators






- ❑ A Reserve Subaccount tracks certificates that are reserved by the Account Holder for RPS Compliance, exported from GATS, or retired for various reasons (i.e. Voluntary Markets, Make Environmental Claims)
- ❑ Once certificates are placed into this account they can no longer be traded within the GATS System

- ❖ Introduction of GATS
- ❖ Subscriber Registration Process
- ❖ Asset Management
- ❖ Managing and Using Your Account
  - ❖ Subaccount Descriptions
  - ❖ GATS Trading & Review
  - ❖ Creation of Certificates
  - ❖ Transfer of Certificates
  - ❖ Bulletin Board Functionality
- ❖ Reports
- ❖ GATS Support

-  Prior to certificate creation, the Account Holder will have a review period when data can be entered
-  The review period for solar systems will go from the 1<sup>st</sup> of each month to the day before the last business day of each month
-  Certificates will be created on the last business day



Account Status				
Trading Period:				
2007 - Close	2008 - Open	2008 - Close		
2/29/2008 - 2/29/2008 9:54:46 AM	2/29/2008 9:54:46 AM - 2/27/2009	2/27/2009 - 3/2/2009		
Task:				
Open Period	Acct Holder Review August 2008	Certificate Creation August 2008	Open Period	Acct Holder Review September 2008
08/29/2008 to 09/04/2008	09/04/2008 to 09/30/2008	09/30/2008	10/01/2008 to 10/14/2008	10/14/2008 to 10/31/2008

The Task section will provide information on when the most current certificates were created and the Account Holder Review Dates associated with those Certificates

Tasks will be highlighted tasks based on the status of the Review Period

Account Status				
Trading Period:				
2007 - Close	2008 - Open	2008 - Close		
2/29/2008 - 2/29/2008 9:54:46 AM	2/29/2008 9:54:46 AM - 2/27/2009	2/27/2009 - 3/2/2009		
Task:				
Acct Holder Review September 2008	Certificate Creation September 2008	Open Period	Acct Holder Review October 2008	Certificate Creation October 2008
10/14/2008 to 10/31/2008	10/31/2008	11/03/2008 to 11/14/2008	11/14/2008 to 11/26/2008	11/26/2008

## Color Codes



Designates "Open Period" for certificates to be traded, sold, moved, etc. Solar Systems can input data during this time



Designates "Review Period" for the Account Holder to review and update emissions data etc. before certificates are created

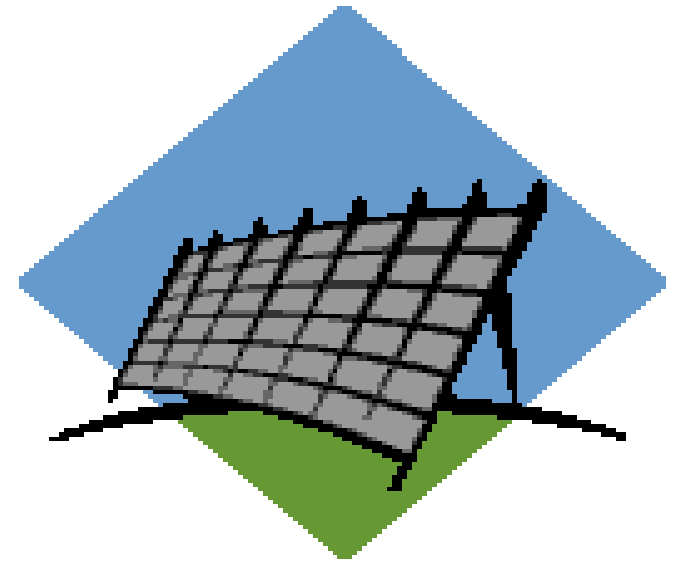



Designates "Certificate Creation Period" where the GATS Administrator is creating certificates. No changes can be made for data associated with the month the certificates are being created for

**Note:** Previously created certificates can be transferred/traded anytime throughout the Trading Period

- ❖ Introduction of GATS
- ❖ Subscriber Registration Process
- ❖ Asset Management
- ❖ Managing and Using Your Account
  - ❖ Subaccount Descriptions
  - ❖ GATS Trading & Review
  - ❖ Creation of Certificates
  - ❖ Transfer of Certificates
  - ❖ Bulletin Board Functionality
- ❖ Reports
- ❖ GATS Support


- GATS will create Solar Certificates once a full MWh is generated
- In the event that there is remaining kWh, they will be added to the next month's kWh to determine if a full MWh is generated
- At the end of the GATS Trading Period the remaining generation will automatically be carried over into the next Trading Period so that no generation is lost





Certificate Creation Timeline - Month following month of generation)

- ✓ RECs created monthly to increase flexibility and accommodate differing state reporting periods
- ✓ Generator production data for a given month can be entered any time during the following month
- ✓ Data can be entered until **NOON** the day before the last business day of the month
- ✓ RECs created on the last business day of each month


[logout](#)

[My Account](#)
[Help](#)

**Certificate Information**

Plant - Unit Name: **RileySolar - 2**  
Month and year of generation : **8/2008**  
Certificate Serial Numbers: **From 42268-1 to 42268-1**  
Type of Certificate: **Standard**  
Total Certificates: **1**

**Part 1 - Fuel Sources**

**0% - Solar - Photovoltaic**  
Short Description - **Solar - Photovoltaic**  
Description - **Photovoltaic**  
Fuel Type Attributes - **NA**

**Part 2 - Renewable Portfolio Standard ("RPS") Eligibility**

**New Jersey**

New Jersey: **N/A**  
Certification Number:  
Eligibility End Date: **NA**

**Maryland**

Maryland: **N/A**  
Certification Number:  
Eligibility End Date: **NA**

**District of Columbia**

District of Columbia: **N/A**  
Certification Number:  
Eligibility End Date: **NA**

**Pennsylvania**

Pennsylvania: **N/A**  
Certification Number:  
Eligibility End Date: **NA**

**Delaware**

Delaware: **New Eligible**  
Certification Number: **DE-00000-SUN-01**  
Eligibility End Date: **NA**

## Certificate Information

## Fuel Sources

## RPS Eligibility



## Part 3 - Emissions

CEM Reporting: **No**

ORIS PL:

Emissions Unit ID(s):

Peer unit name and address (if not reporting actual generator emissions): **NA**

Normalized emission per MWh (pounds)

- Carbon dioxide: **0.00000**

- Nitrogen oxides: **0.00000**

- Sulfur dioxides: **0.00000**

## Emissions Information

EFEC Eligible: **No**

EFEC Certification Number: **NA**

## Part 4 - Vintage

Vintage (month and year of commercial operation): **04/2008**

Repowering/derate date: **NA**

Capacity addition/subtraction: **NA**

FERC hydroelectric license relicensing date: **NA**

## Vintage Information

## Part 5 - Asset identification

Asset identification:

Asset owner: **NA**

Status : **ACT**

Capacity : **0.005**

## Asset Identification

## Part 6 - Location of GATS Generator

Location of generating unit: **PJM Control Area**

County: **New Castle**

State: **DE**

NERC Region: **RFCE**

## Location of GATS Generator

## Part 7 - Green-e Energy Eligibility

Green-e Energy Eligible: **NA**

Green-e Energy Eligible Registration Number: **NA**

## Green-E Eligibility

- ❖ Introduction of GATS
- ❖ Subscriber Registration Process
- ❖ Asset Management
- ❖ Managing and Using Your Account
  - ❖ Subaccount Descriptions
  - ❖ GATS Trading & Review
  - ❖ Creation of Certificates
  - ❖ Transfer of Certificates
  - ❖ Bulletin Board Functionality
- ❖ Reports
- ❖ GATS Support

- ◇ GATS Account Holders can transfer certificates to other GATS Account Holders
- ◇ The Account Holder wishing to transfer certificates can select a recipient from a list of GATS Account Holders
- ◇ Both the sender and recipient of the certificates will receive confirmation of the transaction
- ◇ The recipient must “OK to transfer” the certificates to their account
- ◇ The transferring Account Holder may cancel the transaction anytime before the recipient confirms or “OKs to transfer”



## How do I Transfer Certificates?

Go to the '**Account Status**' box. It is on the right hand side of the screen. In this box, the first box labeled '**Generation**' holds the pending generation that will be certified at the next Certificate Creation.

The second box labeled '**Certificates**' has the SRECs after they have been created.

Across from '**CEPS**' you will see a bright blue and underlined number.

Click on the bright blue and underlined 3 across from '**CEPS**' located in the Certificates box.

This opens up the **CEPS Certificates** screen.

Account Status


Trading Period:			
2008 - Close	2009 - Open	2009 - Close	
2/27/2009 - 2/27/2009 9:25:38 AM	2/27/2009 9:25:38 AM - 2/27/2010	2/27/2010 - 3/1/2010	
Task:			
Certificate Creation August 2009	Open Period	Acct Holder Review September 2009	Certificate Creation September 2009
09/30/2009	09/30/2009 to 10/15/2009	10/15/2009 to 10/30/2009	10/30/2009

Account Summary

MSET Data & Manual Generation Totals

Supply MWh		Demand MWh	
Generation	1,346	Load	N/A
Imports	N/A	Exports	N/A

Account Activity

Certificates		Obligations	
Active 	0	Transferred In	0
CEPS	3	Transferred Out	0
On Bulletin Board	0		
Reserved	268,928		
In Retail LSE Sub-Accounts	0	In Retail LSE Sub-Accounts	0

<p><b>pjm</b>   <b>EIS</b> Environmental Information Services</p>										
<a href="#">My Account</a>										
<a href="#">Batch Transfer</a>			<a href="#">Active</a>		<a href="#">CEPS</a>			<a href="#">Bulletin Board</a>		
Action ↑↓	Unit ID ↑	FacilityName ↑↓	Fuel Type ↑↓	Month of Generation ↑↓	Certificate Serial Numbers ↑↓	Quantity ↑↓	Previous Owner ↑↓	New Jersey ↑↓	NJ State Number ↑↓	NJ Eligibility End Date ↑↓
<a href="#">Transfer</a>	NON35871	Riley Solar - 2	Solar - Photovoltaic	2009/07	64822 - 1 to 1	1		N/A		
<a href="#">Transfer</a>	NON35871	Riley Solar - 2	Solar - Photovoltaic	2009/08	71584 - 1 to 5	5		N/A		

- Once the “CEPS” certificates link is selected from the My Account screen, a listing of those certificates will appear
- Select “Transfer” next to the certificates to be transferred.

Transfer Certificates	
<b>Certificate Serial Numbers</b>	41481 - 1 to 5
<b>Quantity</b>	5
<b>Unit Name</b>	34522
<b>Fuel Type</b>	Solar - Photovoltaic
<b>Month of Generation</b>	2008/05
<b>New Jersey State Program</b>	N/A
<b>Maryland State Program</b>	N/A
<b>District of Columbia State Program</b>	N/A
<b>Pennsylvania State Program</b>	N/A
<b>Delaware State Program</b>	New Eligible
<b>Illinois State Program</b>	N/A
<b>Ohio State Program</b>	N/A
<b>Green-e Energy Eligible</b>	No
<b>A description/attributes of the certificates will be listed at the top</b>	
Transfer <input type="text" value="5"/> certificates from CEPS to	
<input type="radio"/> <b>Another Account Holder</b>	<input type="text" value="Select an Account Holder"/> Price Per Certificate <input type="text"/>
<input type="radio"/> <b>Active</b>	
<input type="radio"/> <b>CEPS</b>	
<input type="radio"/> <b>Bulletin Board</b>	
<input type="radio"/> <b>Retail LSE Sub-Account</b>	<input type="text" value="Select a Sub-Account"/> RPS <input type="radio"/> Yes <input checked="" type="radio"/> No Period <input type="text"/> Price Per Certificate <input type="text"/>

- Type in the number of certificates to be transferred
- Select either a GATS Account Holder or another account you would like the certificates transferred to
- Enter the price per REC that was paid for all solar RECs
- If the certificates are being transferred to a Retail LSE Subaccount for RPS purposes, the RPS compliance year and price paid per certificate must be entered

**NOTE:** Depending on what account the certificates are coming from will determine which accounts they can be transferred to

☐ **Reserve**

Note: Transferring certificates into the Reserve Sub-Account can only be undone by the GATS Administrator.

<input type="radio"/> Used by the Account Holder for compliance with a state Renewable Portfolio Standard	Billable State: <input type="text" value="Select a State"/>
	RPS Compliance Period: <input type="text" value="Select a Period"/>
	Price Per Certificate: <input type="text"/>
	Retail LSE Subaccount: <input type="text" value="Select a Sub-account"/>
<input type="radio"/> Used by the Account Holder to make environmental claims or to take out of circulation for environmental benefits reasons	Environmental Claim: <input type="text"/>
<input type="radio"/> Sold as a part of a retail certificate-only product to an end-use customer in PJM that does not have a GATS account	Confirmation of Sale: <input type="radio"/> Yes <input type="radio"/> No Purchaser: <input type="text"/>
<input type="radio"/> Exported off-system to a third party in a region that does not have a compatible tracking system	Confirmation of Sale: <input type="radio"/> Yes <input type="radio"/> No Purchaser: <input type="text"/>
<input type="radio"/> Exported to a compatible tracking system	Compatible Tracking System: <input type="text" value="Select a System"/> Receiving Account Holder: <input type="text"/>
<input type="radio"/> Other	Reservation Reason: <input type="text"/>

**When transferring to Reserve you are required to select a Reason**

- ✓ RPS Compliance
- ✓ Environmental Claims (\$0.25/REC charge is applied)
- ✓ Voluntary Markets (\$.008/REC charge is applied)
- ✓ Exported Off System (\$0.25/REC charge is applied)
- ✓ Exported to Compatible Tracking System (\$0.25/REC charge is applied)
- ✓ Other (\$0.25/REC charge is applied)

Click Submit to complete the transfer

- Certificates will appear in either in the Inbox when transferring in or the Outbox when Transferring out
- Subscribers can either Confirm or withdraw the certificates from the Inbox and Outbox
- Both Parties will receive an email with the transfer details
- Counterparty must confirm the transfer before the certificates will be moved into their account

Inbox

Obligation

From	Quantity	Status	Confirm	Reject
Empty				

Certificate

[Inbox Certificate Details](#)

From	Quantity	Month/Year	Price per Certificate	Status	Confirm	Reject
Empty						

Standing Orders

From	Quantity %	Status	Confirm	Reject
Empty				

Outbox

Obligation

To	Quantity	Status	Withdraw
Empty			

Certificate

[Outbox Certificate Details](#)

To	Quantity	Month/Year	Price per Certificate	Status	Withdraw
<a href="#">PJM-EIS Holding Account</a>	1	7 /2010	\$0.00	Pending	<a href="#">Withdraw</a>
<a href="#">PJM-EIS Holding Account</a>	1	3 /2010	\$0.00	Pending	<a href="#">Withdraw</a>
<a href="#">PJM-EIS Holding Account</a>	1	2 /2010	\$0.00	Pending	<a href="#">Withdraw</a>

Outbox Certificate Details																	
Withdraw all	To ↑↓	FacilityName ↑↓	Fuel Type ↑↓	Month of Generation ↑↓	Certificate Serial Numbers ↑↓	Quantity ↑↓	Price per Certificate ↑↓	New Jersey ↑↓	NJ State Number ↑↓	NJ Eligibility End Date ↑↓	Maryland ↑↓	MD State Number ↑↓	MD Eligibility End Date ↑↓	District of Columbia ↑↓	DC State Number ↑↓	DC Eligibility End Date ↑↓	Pennsylvania ↑↓
<a href="#">Withdraw</a>	<a href="#">PJM-EIS Holding Account</a>	43313Gen - 43313Unit	Solar - Photovoltaic	2010/07	126519 - 1 to 1	1	\$0.00	N/A		01/2010	N/A			N/A			N/A
<a href="#">Withdraw</a>	<a href="#">PJM-EIS Holding Account</a>	43313Gen - 43313Unit	Solar - Photovoltaic	2010/03	123618 - 1 to 1	1	\$0.00	N/A		01/2010	N/A			N/A			N/A
<a href="#">Withdraw</a>	<a href="#">PJM-EIS Holding Account</a>	43313Gen - 43313Unit	Solar - Photovoltaic	2010/02	123519 - 1 to 1	1	\$0.00	N/A		01/2010	N/A			N/A			N/A
<a href="#">Withdraw</a>	<a href="#">PJM-EIS Holding Account</a>	43313Gen - 43313Unit	Solar - Photovoltaic	2010/04	123697 - 1 to 1	1	\$0.00	N/A		01/2010	N/A			N/A			N/A
<a href="#">Withdraw</a>	<a href="#">PJM-EIS Holding Account</a>	43313Gen - 43313Unit	Solar - Photovoltaic	2010/05	124117 - 1 to 1	1	\$0.00	N/A		01/2010	N/A			N/A			N/A
<a href="#">Withdraw</a>	<a href="#">PJM-EIS Holding Account</a>	43313Gen - 43313Unit	Solar - Photovoltaic	2010/06	124233 - 1 to 1	1	\$0.00	N/A		01/2010	N/A			N/A			N/A

72

<http://www.pjm-eis.com/> PJM-EIS © 2010, All rights reserved.



logout

My Account Help

customize page RileySolar - Riley1 Change Password

**Registration** [?] [X]  
[Change Profile](#)

**Inbox** [?] [X]

Obligation

From	Quantity	Status	Confirm	Reject
Empty				

Certificate

From	Quantity	Status	Confirm	Reject
Empty				

Standing Orders

From	Quantity %	Status	Confirm	Reject
Empty				

**Outbox** [?] [X]

Obligation

To	Quantity	Status	Withdraw
Empty			

Certificate

To	Quantity	Status	Withdraw all
<a href="#">FirstEnergy Solutions Corp.</a>	1	Pending	<a href="#">Withdraw</a>

**Account Status** [?] [X]

Trading Period:

2007 - Close	2008 - Open	2008 - Close
2/29/2008 - 2/29/2008 9:54:46 AM	2/29/2008 9:54:46 AM - 2/27/2009	2/27/2009 - 3/2/2009

Task:

Certificate Creation	Open Period	Acct Holder Review	Certificate Creation	Open Period
August 2008		September 2008	September 2008	
09/30/2008	09/30/2008 to 10/14/2008	10/14/2008 to 10/31/2008	10/31/2008	11/03/2008 to 11/14/2008

**Account Summary**

**MSET Data & Manual Generation Totals**

Supply MWh	Demand MWh
Generation	N/A
Imports	N/A
Load	N/A
Exports	N/A

**Account Activity**

Certificates		Obligations	
Active	0	Transferred In	0
CEPS	6,170	Transferred Out	0
On Bulletin Board	0		
Reserved	0		
In Retail LSE Sub-Accounts	0	In Retail LSE Sub-Accounts	0

**Account Totals**

Certificates	Obligations
<b>Certificate Total</b>	<b>Obligation Total</b>
6,170	0

- Once the certificates are confirmed they will be placed in the Account where they were initiated from (if they came from the initiator's CEPS Account they will be deposited into the counterparty's CEPS Account)

➤ Go to the '**Account Status**' box. It is on the right hand side of the screen. Within this box, the first box labeled '**Generation**' holds the pending generation that will be certified at the next Certificate Creation.

➤ The second box labeled '**Certificates**' has the SRECs after they have been created.

➤ Across from '**CEPS**' you will see a bright blue and underlined number.

➤ Click on the bright blue and underlined number across from '**CEPS**' located in the Certificates box.

➤ This opens up the CEPS certificates screen

Account Status


Trading Period:			
2008 - Close	2009 - Open	2009 - Close	
2/27/2009 - 2/27/2009 9:25:38 AM	2/27/2009 9:25:38 AM - 2/27/2010	2/27/2010 - 3/1/2010	
Task:			
Certificate Creation August 2009	Open Period	Acct Holder Review September 2009	Certificate Creation September 2009
09/30/2009	09/30/2009 to 10/15/2009	10/15/2009 to 10/30/2009	10/30/2009

Account Summary

MSET Data & Manual Generation Totals

Supply MWh		Demand MWh	
Generation	1,346	Load	N/A
Imports	N/A	Exports	N/A

Account Activity

Certificates		Obligations	
Active 	0	Transferred In	0
CEPS	3	Transferred Out	0
On Bulletin Board	0		
Reserved	268,928		
In Retail LSE Sub-Accounts	0	In Retail LSE Sub-Accounts	0

My Account [Help](#)

**Batch Transfer** Active CEPS Bulletin Board Reserved Subaccount

Batch Transfer to: Account Holder Go

Total Quantity:  Batch Transfer

Transferable Certificates for current trading period of 2008

Action	AddBatch	Status	FacilityName	Fuel Type	Month of Generation	Certificate Serial Numbers	Quantity	Transfer Quantity	New Jersey	NJ State Number	NJ Eligibility End Date	Maryland	MD State Number	MD Eligibility End Date
<a href="#">Transfer</a>	<input type="checkbox"/>	CEPS	RileySolar - 3	Solar - Photovoltaic	2008/08	42269 - 1 to 1	1	<input type="text"/>	N/A			N/A		
<a href="#">Transfer</a>	<input type="checkbox"/>	CEPS	Meyersdale Windpower - GE15	Wind	2007/10	31888 - 1 to 6169	6,169	<input type="text"/>	Class I	NJ-09024-VWIND-I		Tier I	MD-20105-VWIND-01	
Total							6,170							

1 - 2 : 2

<< first < prev goto next > last >>

- Click on the **“Batch Transfer”** tab, it is bright blue and located at the top of the screen on the far left side.
  - Select where you would like to transfer the certificates from the drop-down menu options
  - Click **“Go”**

My Account [Help](#)

Batch Transfer Active CEPS Bulletin Board Reserved Subaccount

Batch Transfer to: Account Holder Go

Total Quantity: 6170 Batch Transfer

Transferable Certificates for current trading period of 2008

Action ↑↓	AddBatch ↑↓	Status ↑↓	FacilityName ↑↓	Fuel Type ↑↓	Month of Generation ↑↓	Certificate Serial Numbers ↑↓	Quantity ↑↓	Transfer Quantity	New Jersey ↑↓	NJ State Number ↑↓	NJ Eligibility End Date ↑↓	Maryland ↑↓	MD State Number ↑↓	MD Eligibility End Date ↑↓
<a href="#">Transfer</a>	<input checked="" type="checkbox"/>	CEPS	RileySolar - 3	Solar - Photovoltaic	2008/08	42269 - 1 to 1	1	1	N/A			N/A		
<a href="#">Transfer</a>	<input checked="" type="checkbox"/>	CEPS	Meyersdale Windpower - GE15	Wind	2007/10	31888 - 1 to 6169	6,169	6169	Class I	NJ-09024-WND-I		Tier I	MD-20105-WND-01	
Total							6,170							

1 - 2 : 2

<< first < prev goto next > last >>

- From the “**Add Batch**”, column click check off the RECs that you want to transfer. You can also control the number of RECs that you want to transfer by changing “**Transfer Quantity**”.
- When you are complete click on the “Batch Transfer”
- This opens up to the **Transfer Certificates** screen

[My Account](#)

[Help](#)

## Transfer Certificates

Certificate Serial Numbers	Quantity	Transfer Quantity	Price per Certificate	Status	Facility Name	Fuel Type	Month of Generation	New Jersey	Maryland	District of Columbia	Pennsylvania	Delaware	Illinois	Ohio	Green-e Energy Eligible
41480 - 2 to 3	<a href="#">2</a>	2	<input type="text"/>	CEPS	34336 - 34336	Solar - Photovoltaic	2008/05	N/A	N/A	N/A	Solar Renewable	Eligible	N/A	N/A	No
39373 - 1 to 2	<a href="#">2</a>	2	<input type="text"/>	CEPS	34423 - 34423	Solar - Photovoltaic	2008/05	N/A	N/A	N/A	Solar Renewable	New Eligible	N/A	N/A	No
39374 - 1 to 2	<a href="#">2</a>	2	<input type="text"/>	CEPS	34424 - 34424	Solar - Photovoltaic	2008/05	N/A	N/A	N/A	Solar Renewable	New Eligible	N/A	N/A	No
39382 - 1 to 8	<a href="#">8</a>	8	<input type="text"/>	CEPS	34433 - 34433	Solar - Photovoltaic	2008/05	N/A	N/A	N/A	Solar Renewable	New Eligible	N/A	N/A	No
39383 - 1 to 1	<a href="#">1</a>	1	<input type="text"/>	CEPS	34434 - 34434	Solar - Photovoltaic	2008/05	N/A	N/A	N/A	Solar Renewable	New Eligible	N/A	N/A	No

Transfer  certificates from CEPS to

☒ Another Account Holder

Select an Account Holder

☐ Active

☐ CEPS

☐ Bulletin Board

☐ Retail LSE Sub-Account

RPS ☐ Yes ☒ No Period

☐ Reserve

☐ Used by the Account Holder for compliance with a state Renewable Portfolio Standard

Billable State

Select a State

RPS Compliance Period

Note: Transferring

➤ Enter the price per certificate. It will default to number of SRECS you have selected to transfer.

➤ Select the type of person that you would like to transfer the SRECs to.

pjm EIS  
My Account

### Transfer Certificates

Certificate Serial Numbers	Quantity	Transfer Quantity	Status	Unit Name	Fuel Type	Month of Generation	Subaccount	State	RPS Comp.	Period	Price	New Jersey	Maryland	District of Columbia	Pennsylvania	Delaware	Green-e Energy Eligible
4239 - 1 to 1	1	1	CEPS	3	Solar Photovoltaic	200603						NA	NA	NA	Solar Renewable	NA	No
3189 - 1 to 9189	9189	9189	CEPS	GEIS	Wind	200710						Class 1	Tier 1	NA	Tier 1	NA	No

Transfer: 1770 certificates from CEPS to

☐ Another Account Holder:

☐ Active

☐ CEPS

☐ Bulletin Board

☐ Retail LSE Sub-Account:  RPS ☐ Yes ☐ No Period:  Price:

Certificates can also be transferred into a Reserve Subaccount

Select the appropriate option based on how the certificates will be used in the Reserve Subaccount

Select "Submit"

**Reserve**

Note: Transferring certificates into the Reserve Sub-Account can only be undone by the GATS Administrator.

<input type="radio"/> Used by the Account Holder for compliance with a state Renewable Portfolio Standard	Billable State: <input type="text" value="Select a State"/> RPS Compliance Period: <input type="text"/> Price: <input type="text"/> Retail LSE Subaccount: <input type="text" value="Select a Sub-Account"/>
<input type="radio"/> Used by the Account Holder to make environmental claims or to take out of circulation for environmental benefits reasons	Environmental Claim: <input type="text"/>
<input type="radio"/> Sold as a part of a retail certificate-only product to an end-use customer in PJM that does not have a GATS account	Confirmation of Sale: <input type="radio"/> Yes <input type="radio"/> No Purchaser: <input type="text"/>
<input type="radio"/> Exported off-system to a third party in a region that does not have a compatible tracking system	Confirmation of Sale: <input type="radio"/> Yes <input type="radio"/> No Purchaser: <input type="text"/>
<input type="radio"/> Exported to a compatible tracking system	Compatible Tracking System: <input type="text" value="Select a System"/> Receiving Account Holder: <input type="text"/>
<input type="radio"/> Other	Reservation Reason: <input type="text"/>

Submit Cancel

You can view your  
Transfer History by  
clicking on the Transfer  
History link that is listed  
under the Account  
Holder Reports Module

**pjm | EIS**  
Environmental  
Information Services

[logout](#)

[My Account](#) [Help](#)

[customize page](#) **RileySolar - Riley1** [Change Password](#)

**Registration** [?](#) [X](#)

[Change Profile](#)

**Public Reports** [?](#) [X](#)

[GATS Account Holders](#)

[GATS Generators](#)

[PJM Residual Mix](#)

[Import System Mix](#)

[Bulletin Board](#)

GATS Certificates [Monthly](#) [Annual](#)

Statistics

Reserved Certificate [Monthly](#) [Annual](#)

Transfers

PJM System Mix [Monthly](#) [Annual](#)

[PJM System Mix Quarterly](#)

[Renewable Generators Registered in GATS](#)

**Account Holder Reports** [?](#) [X](#)

[My Event Log](#)

My Generation [Monthly](#)

My Solar Generation [Monthly](#)

My Load [Monthly](#)

My Imports [Monthly](#)

My Exports [Monthly](#)

My Emission [Monthly](#)

Total Emission by [Monthly](#)

Generator

[My Certificates Only Import](#)

[My Certificates Disposition](#)

[My Retail LSE Sub-Accounts](#)

My Obligations [Monthly](#) [Annual](#)

My Standing Orders [Monthly](#)

[Transfer History](#)

[Default Emission](#)

[My RPS Compliance Report](#)

**Account Status** [?](#) [X](#)

Trading Period:

2007 - Close	2008 - Open	2008 - Close
2/29/2008 - 2/29/2008 9:54:46 AM	2/29/2008 9:54:46 AM - 2/27/2009	2/27/2009 - 3/2/2009

Task:

Certificate Creation August 2008	Open Period	Acct Holder Review September 2008	Certificate Creation September 2008	Open Period
09/30/2008	09/30/2008 to 10/14/2008	10/14/2008 to 10/31/2008	10/31/2008	11/03/2008 to 11/14/2008

**Account Summary**

**MSET Data & Manual Generation Totals**

Supply MWh		Demand MWh	
Generation	N/A	Load	N/A
Imports	N/A	Exports	N/A

**Account Activity**

Certificates		Obligations	
Active	0	Transferred In	0
CEPS	2	Transferred Out	0
On Bulletin Board	0		
Reserved	0		
In Retail LSE Sub-Accounts	0	In Retail LSE Sub-Accounts	0

**Account Totals**

Certificates		Obligations	
Certificate Total	2	Obligation Total	0

**Retail LSE Sub-Accounts Summary**

Retail LSE Sub-Accounts Name	State	Zone	Default	Certificates	Obligations
No Subaccounts Created					

[Create New Retail LSE Sub-Accounts](#)

[View Retail LSE Sub-Accounts](#)

pjm

EIS

Environmental Information Services

logout

[My Account](#)

[Help](#)

Certificate Transfer History

Certificate Movement

Obligation Transfer History

Obligation Movement

Certificate Transfer History

Year ↑↓	Month ↑↓	Unit ID ↑↓	FacilityName ↑↓	Fuel Type ↑↓	Login Name ↑↓	Quantity ↑↓	Date of Transfer ↑↓	Transferor ↑↓	Transferee ↑↓	Action ↑↓	Transaction ID ↑↓
2008	8	NON34524	RileySolar - 2	SUN	Riley1	1	9/30/2008 1:30:38 PM	RileySolar	FirstEnergy Solutions Corp.	Transfer	13853

Month and Year of generation for the certificates that have been transferred

Quantity


Date of Transfer

Transferor and Transferee



- ❖ Introduction of GATS
- ❖ Subscriber Registration Process
  - ❖ New Account Registration
  - ❖ My Account Screen Characteristics
- ❖ Asset Management
- ❖ Managing and Using Your Account
  - ❖ Subaccount Descriptions
  - ❖ GATS Trading & Review
  - ❖ Creation of Certificates
  - ❖ Transfer of Certificates
  - ❖ Bulletin Board Functionality
- ❖ Reports
- ❖ GATS Support

- ◉ A Bulletin Board is available to all GATS Subscribers
- ◉ The Bulletin Board may be used to post CEPS certificates for purchase
- ◉ Requests to purchase can also be posted to the Bulletin Board
- ◉ Contact information of sellers will be available for Account Holders who are interested in making a purchase
- ◉ Certificate attributes may also be viewed for listings on the Bulletin Board



GATS Account Holders  
can access the Bulletin  
Board from the “Public  
Reports” Section of the  
My Account Screen

pjm | EIS  
Environmental  
Information Services

logout

My Account Help

customize page RileySolar - Riley1 Change Password

**Registration** [?] [X]  
[Change Profile](#)

**Public Reports** [?] [X]  
[GATS Account Holders](#)  
[GATS Generators](#)  
[PJM Residual Mix](#)  
[Import System Mix](#)  
[Bulletin Board](#)  
[GATS Certificates](#) Monthly Annual  
Statistics  
[Reserved Certificate Transfers](#) Monthly Annual  
[PJM System Mix](#) Monthly Annual  
[PJM System Mix Quarterly](#)  
[Renewable Generators Registered in GATS](#)

**Inbox** [?] [X]  
Obligation  
From Quantity Status Confirm Reject  
Empty  
Certificate  
From Quantity Status Confirm Reject  
Empty  
Standing Orders  
From Quantity % Status Confirm Reject  
Empty

**Outbox** [?] [X]  
Obligation  
To Quantity Status Withdraw  
Empty

**Asset Management** [?] [X]  
Total Assets  
Unit ID Plant - Unit PJM? Entry Type Status Update  
NON34523 RileySolar - 1 No Actual (kWh) Approved [Generation \(kWh\)](#)  
NON34524 RileySolar - 2 No Meter (kWh) Approved [Generation \(kWh\)](#)  
NON34525 RileySolar - 3 No Prod. Est. Approved [Generation \(kWh\)](#)  
[Register BTM or External Generator](#) (New PJM Generators will appear above after registration in MSET.)  
[Register Import Generator](#)

**Account Status** [?] [X]  
Trading Period  
2007 - Close 2008 - Open 2008 - Close  
2/29/2008 - 2/29/2008 9:54:46 AM 2/29/2008 9:54:46 AM - 2/27/2009 2/27/2009 - 3/2/2009  
Task:  
Certificate Creation August 2008 Open Period Acct Holder Review September 2008 Certificate Creation September 2008 Open Period  
09/30/2008 09/30/2008 to 10/14/2008 10/14/2008 to 10/31/2008 10/31/2008 11/03/2008 to 11/14/2008

**Account Summary**  
**MSET Data & Manual Generation Totals**  
Supply MWh Demand MWh  
Generation N/A Load N/A  
Imports N/A Exports N/A  
**Account Activity**  
Certificates Obligations  
Active 0 Transferred In 0  
CEPS 6,170 Transferred Out 0  
On Bulletin Board 0  
Reserved 0  
In Retail LSE Sub-Accounts 0 In Retail LSE Sub-Accounts 0  
**Account Totals**  
Certificates Obligations

## How do I post certificates for sale on the GATS Bulletin Board?

The screenshot shows the PJM EIS account dashboard for user 'WOWSG - geistj'. The left sidebar contains navigation links for 'My Account', 'Account Information', 'Account Management', 'Registration', and 'Account Holder Reports'. The main content area is divided into 'Account Status' and 'Account Summary'.

**Account Information:**

Company Name:	WOWSG
Account Administrator Email:	BobSmith@hotmail.net
Account Administrator Phone:	555-555-5555

**Account Status:**

Trading Period:			
2008 - Close	2009 - Open	2009 - Close	
2/27/2009 - 2/27/2009 9:25:38 AM	2/27/2009 9:25:38 AM - 2/27/2010	2/27/2010 - 2/27/2010	

Task:				
Open Period	Acct Holder Review January 2010	Certificate Creation January 2010	Open Period	Acct Holder Review February 2010
01/29/2010 to 02/15/2010	02/15/2010 to 2/25/2010	02/26/2010	02/27/2010 to 03/15/2010	03/15/2010 to 3/30/2010

**Account Summary:**

**MSET Data & Manual Generation Totals**

Supply MWh - (1/2010)		Demand MWh - (1/2010)	
Generation	1,344,062.000	Load	131.469
Imports	239.422	Exports	N/A

**Account Activity:**

Certificates		Obligations	
Active	0	Transferred In	0
CEPS	3,093,598	Transferred Out	0
On Bulletin Board	2,210		
Bulletin Board Purchases			
Reserved	369,802		
In Retail LSE Sub-Accounts	0	In Retail LSE Sub-Accounts	5,118,791

Select the certificates from your CEPS account  
(certificates can only be posted to the Bulletin Board from CEPS)

Using the “Transfer  
Certificates” option,  
select “Bulletin Board”  
indicating where you  
would like the certificates  
to go

pjm | EIS  
Environmental  
Information Services

[My Account](#)

[logout](#)

[Help](#)

Transfer Certificates	
Certificate Serial Numbers	31888 - 1 to 6169
Quantity	<a href="#">6169</a>
Unit Name	GE15
Fuel Type	Wind
Month of Generation	2007/10
New Jersey State Program	Class I
Maryland State Program	Tier I
District of Columbia State Program	N/A
Pennsylvania State Program	Tier I
Delaware State Program	N/A
Green-e Energy Eligible	No
Transfer <input type="text" value="6169"/> certificates from CEPS to	
<input type="radio"/> Another Account Holder <input type="text" value="Select an Account Holder"/>	
<input type="radio"/> Active	
<input type="radio"/> CEPS	
<input checked="" type="radio"/> <b>Bulletin Board</b>	
<input type="radio"/> Retail LSE Sub-Account <input type="text" value="Select a Sub-Account"/> RPS <input type="radio"/> Yes <input checked="" type="radio"/> No Period <input type="text"/> Price <input type="text"/>	
<input type="radio"/> Reserve <small>Note: Transferring certificates into the Reserve Sub-Account can only be undone by the GATS Administrator.</small>	
<input type="radio"/> Used by the Account Holder for compliance with a state Renewable Portfolio Standard	Billable State <input type="text" value="Select a State"/> RPS Compliance Period <input type="text"/> Price <input type="text"/> Retail LSE Subaccount <input type="text" value="Select a Sub-Account"/>
<input type="radio"/> Used by the Account Holder to make environmental claims or to take out of circulation for environmental benefits reasons	Environmental Claim <input type="text"/>
<input type="radio"/> Sold as a part of a retail certificate-only product to an end-use customer in PJM that does not have a GATS account	Confirmation of Sale <input type="radio"/> Yes <input checked="" type="radio"/> No Purchaser <input type="text"/>

**My Account**  
customize page WOWSG - geistj

**Account Information**

Company Name:	WOWSG
Account Administrator Email:	<a href="mailto:BobSmith@hotmail.net">BobSmith@hotmail.net</a>
Account Administrator Phone:	555-555-5555

**Account Management**  
[Login Management](#)  
[Create a State Agency Account](#)

**Registration**  
[Change Profile](#)

**Account Holder Reports**  
[My Event Log](#)

My Generation	<a href="#">Monthly</a>
My Solar Generation	<a href="#">Monthly</a>
My Annual Solar Generation	<a href="#">Annual</a>
My Load	<a href="#">Monthly</a>
My Imports	<a href="#">Monthly</a>
My Exports	<a href="#">Monthly</a>
My Emission	<a href="#">Monthly</a>
Total Emission by Generator	<a href="#">Monthly</a>

**Account Status**

Trading Period:		
2008 - Close	2009 - Open	2009 - Close
2/27/2009 - 2/27/2009 9:25:38 AM	2/27/2009 9:25:38 AM - 2/27/2010	2/27/2010 - 2/27/2010

Task:				
Open Period	Acct Holder Review January 2010	Certificate Creation January 2010	Open Period	Acct Holder Review February 2010
01/29/2010 to 02/15/2010	02/15/2010 to 2/25/2010	02/26/2010	02/27/2010 to 03/15/2010	03/15/2010 to 3/30/2010

**Account Summary**

**MSET Data & Manual Generation Totals**

Supply MWh - (1/2010)		Demand MWh - (1/2010)	
Generation	<a href="#">1,344,062.000</a>	Load	<a href="#">131,469</a>
Imports	<a href="#">239,422</a>	Exports	N/A

**Account Activity**

Certificates		Obligations	
Active	<a href="#">0</a>	Transferred In	0
CEPS	<a href="#">3,093,598</a>	Transferred Out	0
On Bulletin Board	<a href="#">2,210</a>		
Bulletin Board Purchases			
Reserved	<a href="#">369,802</a>		
In Retail LSE Sub-Accounts	<a href="#">0</a>	In Retail LSE Sub-Accounts	5,118,791

The certificates will then be listed “On Bulletin Board” under your Account Activity. All GATS Account Holders will be able to view your certificates for sale on the GATS Bulletin Board

Batch Transfer

Active

CEPS

Bulletin Board

Bulletin Board Certificates for current tra

Action	FacilityName	Fuel Type	Month of Generation	Certificate Serial Numbers	Quantity	Current Price	Updatable Price	New Jersey	NJ State Number	NJ Eligibility End Date	Maryland	MD State Number	MD Eligibility End Date	District of Columbia	DC State Number	DC Eligibility End Date
<a href="#">Transfer</a>	Plant - 5-5	Pumped Storage	2008/09	43989 - 1 to 42660	<a href="#">42,660</a>	\$340.00	<input type="text"/>	N/A			N/A			N/A		
Total					42,660											


1 - 1 : 1

<< first

< prev

goto

After certificates have been listed on the Bulletin Board, an Account Holder may Update the Price via the 'On Bulletin Board' link

Account Summary			
MSET Data & Manual Generation Totals			
Supply MWh - (1/2010)		Demand MWh - (1/2010)	
Generation	<a href="#">1,344,062.000</a>	Load	
Imports	<a href="#">239,422</a>	Exports	
Account Activity			
Certificates		Obligations	
Active 	<a href="#">0</a>	Transferred In	
CEPS	<a href="#">3,093,598</a>	Transferred Out	
On Bulletin Board	<a href="#">2,210</a>		
<a href="#">Bulletin Board Purchases</a>			
Reserved	<a href="#">369,802</a>		
In Retail LSE Sub-Accounts	<a href="#">0</a>	In Retail LSE Sub-Accounts	

To post purchase requests for RECs, click on 'Bulletin Board Purchases' link in Account Summary



New Purchase Requests
Edit Purchase Requests

**New Purchase Requests**

#	Quantity	Price	State/Program	Comments
1	<input type="text" value="10"/>	<input type="text" value="500"/>	<input type="text" value="MD Solar"/>	<input type="text" value="I'd like to purchase 10 MD Solar RECs. Thanks!"/>
2	<input type="text"/>	<input type="text"/>	<input type="text"/>	<input type="text"/>
3	<input type="text"/>	<input type="text"/>	<input type="text"/>	<input type="text"/>
4	<input type="text"/>	<input type="text"/>	<input type="text"/>	<input type="text"/>
5	<input type="text"/>	<input type="text"/>	<input type="text"/>	<input type="text"/>
6	<input type="text"/>	<input type="text"/>	<input type="text"/>	<input type="text"/>
7	<input type="text"/>	<input type="text"/>	<input type="text"/>	<input type="text"/>
8	<input type="text"/>	<input type="text"/>	<input type="text"/>	<input type="text"/>
9	<input type="text"/>	<input type="text"/>	<input type="text"/>	<input type="text"/>
10	<input type="text"/>	<input type="text"/>	<input type="text"/>	<input type="text"/>

Edit your REC purchase request by clicking on 'Edit Purchase Requests'

Enter your REC purchase request and click Submit; up to 10 requests may be submitted at a time

New Purchase Requests
Edit Purchase Requests

🔍
📄
🖨

Withdraw	Purchase Request ID	Quantity	Update Quantity	Price	Update Price	State/Program	Update State/Program	Comments	Expiration Date
<input type="checkbox"/>	1	10	<input type="text" value="20"/>	\$500.00	<input type="text" value="400"/>	MD Solar	<div style="border: 1px solid #ccc; width: 100px; height: 20px;"></div>	Id like to purchase 10 MD Solar RECs. Thanks !	08/15/2010

1 - 1 : 1  
<< first
< prev
goto
next >
last >>

Change any of your purchase request data. You can also Withdraw the purchase request using the Withdraw button. Click 'Submit' to save changes

Bulletin Board RECs
Bulletin Board Purchase Requests

Requestor	Contact	Phone	Email	Quantity	Price	State/Program	Comments	Purchase Request Date
WOWSG	Bob Smith	555-555-55555	<a href="mailto:BobSmith@hotmail.net">BobSmith@hotmail.net</a>	20	\$400.00	MD Solar	Id like to purchase 10 MD Solar RECs. Thanks!	02/16/2010

1 - 1 : 1  
<< first
< prev
goto
next >
last >>

NOR PJM EIS NOR THE SYSTEM OPERATOR NOR THE PJM EIS GATS PROJECT MANAGER KNOWS OR ENDORSES THE CREDITWORTHINESS OR REPUTATION OF ANY GATS ACCOUNT HOLDER

The purchase request now displays on the Bulletin Board

Owner ++	Contact ++	Phone ++	Email ++	Fuel Type ++	Quantity ++	Requested Price ++	New Jersey ++	NJ State Number ++	NJ Eligibility End Date ++	Maryland ++	MD State Number ++	MD Eligibility End Date ++	District of Columbia ++	DC State Number ++	D Eligibility End Date
Hackensack Energy	Graham Agnew	905-465-4519	<a href="mailto:graham.agnew@algonquinpower.com">graham.agnew@algonquinpower.com</a>	Captured Methane - Landfill Gas	7		Class I	NJ-07009-LFG-I		N/A			N/A		
Hackensack Energy	Graham Agnew	905-465-4519	<a href="mailto:graham.agnew@algonquinpower.com">graham.agnew@algonquinpower.com</a>	Captured Methane - Landfill Gas	65		Class I	NJ-07010-LFG-I		N/A			N/A		
Hackensack Energy	Graham Agnew	905-465-4519	<a href="mailto:graham.agnew@algonquinpower.com">graham.agnew@algonquinpower.com</a>	Captured Methane - Landfill Gas	65		Class I	NJ-07010-LFG-I		N/A			N/A		
Hackensack Energy	Graham Agnew	905-465-4519	<a href="mailto:graham.agnew@algonquinpower.com">graham.agnew@algonquinpower.com</a>	Captured Methane - Landfill Gas	7		Class I	NJ-07009-LFG-I		N/A			N/A		
Moore Energy	Barry Alan Moore	215-917-7598	<a href="mailto:bam@mooreenergvy.net">bam@mooreenergvy.net</a>	Solar - Photovoltaic	1		N/A			N/A			N/A		
Neuwing Energy	Chad Gottesman	646-943-2749	<a href="mailto:info@neuwingenergvy.com">info@neuwingenergvy.com</a>	Pumped Storage	159,000		N/A			N/A			N/A		
Neuwing Energy	Chad Gottesman	646-943-2749	<a href="mailto:info@neuwingenergvy.com">info@neuwingenergvy.com</a>	Pumped Storage	159,000	\$25	N/A			N/A			N/A		
Smith household	Robert Smith	302-645-6080	<a href="mailto:slowerlowerbob@verizon.net">slowerlowerbob@verizon.net</a>	Solar - Photovoltaic	2		N/A			N/A			N/A		
Smith household	Robert Smith	302-645-6080	<a href="mailto:slowerlowerbob@verizon.net">slowerlowerbob@verizon.net</a>	Solar - Photovoltaic	1	\$240.00	N/A			N/A			N/A		
SolarGlenn	Glenn Malysz	732-617-1338	<a href="mailto:malyszg@coned.com">malyszg@coned.com</a>	Solar - Photovoltaic	1	\$700.00	Solar Renewable	NJ-070189-SUN-I		N/A			N/A		
SolarGlenn	Glenn Malysz	732-617-1338	<a href="mailto:malyszg@coned.com">malyszg@coned.com</a>	Solar - Photovoltaic	3	\$700.00	Solar Renewable	NJ-070189-SUN-I		N/A			N/A		
Southeastern Public Service Authority (SPSA)	John Hansen	757-484-6287	<a href="mailto:hansenaj@verizon.net">hansenaj@verizon.net</a>	Solid Waste - Municipal Solid Waste	6,531		N/A			Tier II	MD-80102-MSW-02		N/A		

Interested parties can contact the Account Holder directly

Information on the attributes of the certificates can be viewed by selecting the "Quantity of certificates"

Requested Price can be viewed when provided


State Program Eligibility can also be viewed

- ❖ Introduction of GATS
- ❖ Subscriber Registration Process
  - ❖ New Account Registration
  - ❖ My Account Screen Characteristics
- ❖ Asset Management
- ❖ Managing and Using Your Account
  - ❖ Subaccount Descriptions
  - ❖ GATS Trading & Review
  - ❖ Creation of Certificates
  - ❖ Transfer of Certificates
  - ❖ Bulletin Board Functionality
  - ❖ Password Reset
- ❖ Reports
- ❖ GATS Support

Call Us 877.750.GATS (4287)  
Latest News | Contact Us  
Subscribe

pjm | EIS  
Environmental  
Information Services

Getting Started Events & Training Program Information Reports & News Documents



If you have forgotten your password  
use the "Forgot your password?"  
link below the log in.

**GATS Login**

Login Name:

Password:

Login

☐ Remember My Login Name

[Forgot your password?](#)

[Trouble logging in?](#)

[Not a Member? Register Here](#)

[My Account](#)

## Forgot Password

Enter login name associated with forgotten password

Login Name:

Save

[My Account](#)

## Forgot Password

A new temporary password has been sent to the following email address: **GATS\_Test@hotmail.com**.

Please follow the instructions in that email to reset your password.

If you do not receive this email within one hour, please contact the GATS Administrator during working hours:

Hotline - (610) 666-2245

Fax - (610) 771-4114

[GATSAdmin@pjm-eis.com](mailto:GATSAdmin@pjm-eis.com)

Enter your login name and  
click save.

You will receive a notice that  
the password has been sent to  
your email account.

From: GatsAdmin@pjm-eis.com  
To: GATS\_Test@hotmail.com  
Subject: PJM-EIS GATS - Reset your GATS Password  
Date: Fri, 1 Jan 2010 09:00:45 -0500

Your request to reset your GATS password has been received. To confirm your request and reset your password, click or copy the web address below.

This will take you to the GATS password reset page. There you will enter your new temporary password, 43C9D28E, as your current password.

<http://pjm-eis.com/mymodule/pwd/fchange.asp>

If you didn't request that your password be reset or have problems entering a new password, please contact the GATS Administrator.

Hotline - (610) 666-2245  
Fax - (610) 771-4114  
[GATSAdmin@pjm-eis.com](mailto:GATSAdmin@pjm-eis.com)

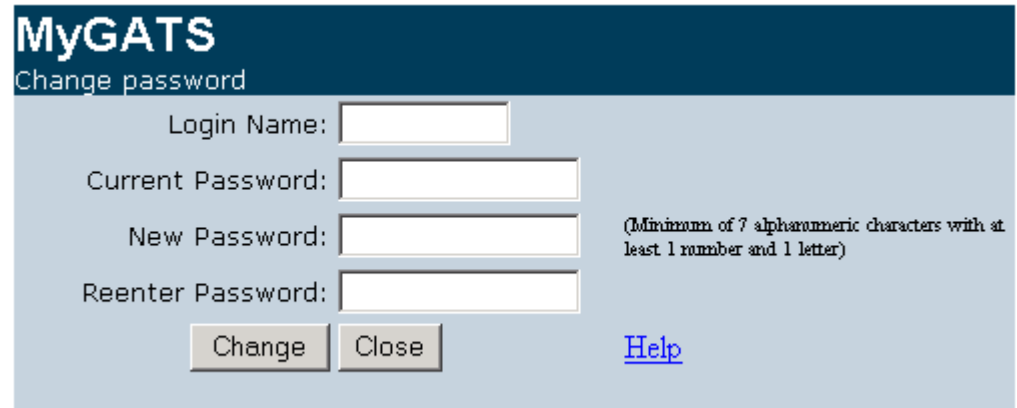
The email will be sent to the email address you provided when you registered your account with GATS.

Click on the bright blue underlined link.

This will open up to the change password screen. You will need to provide your login in name.

The current password is the temporary password in the email above.

Then you choose a new password and enter it twice. Click change to approve the new password.



**MyGATS**  
Change password

Login Name:

Current Password:

New Password:  (Minimum of 7 alphanumeric characters with at least 1 number and 1 letter)

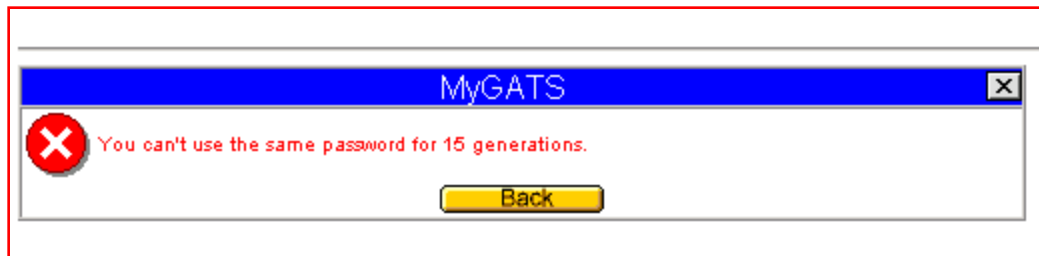
Reenter Password:

[Help](#)

There are three rules to creating the password.

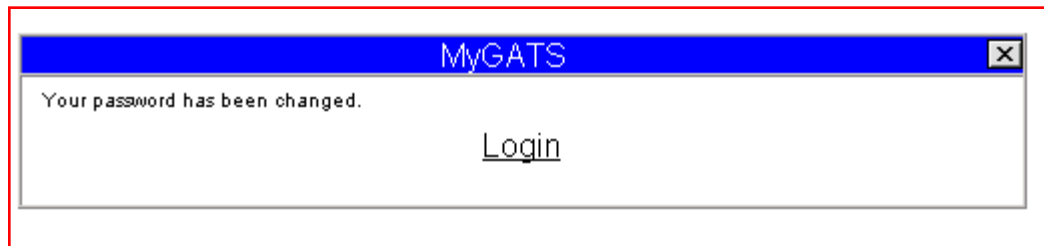
You cannot use the same password over again. The system will prevent you from reusing a password for 15 changes. If you receive this message you need to choose a different password.

The password you must be at least 7 characters long and include at least 1 letter and 1 number. You will receive these messages if it is not correct.



If you are successful in changing your password you will receive the a message.

Click login this will bring you back to the main login screen where you will enter your login id and new password to gain access to the system.





- ❖ Introduction of GATS
- ❖ Subscriber Registration Process
- ❖ Asset Management
- ❖ Managing and Using Your Account
- ❖ Reports
- ❖ GATS Support

To view the Generation for your Solar Systems view the My Solar Generation Report

The My Solar Generation Report can be viewed Monthly or Annually

My Account

customize page Lukach Residence - rileymad7

Registration [Change Profile](#)

Public Reports [GATS Generators](#) [PJM Residual Mix](#) [Import System Mix](#) [Bulletin Board](#) [GATS Certificates Statistics](#) [Reserved Certificate Transfers](#) [PJM System Mix](#) [PJM System Mix Quarterly](#) [Renewable Generators Registered in GATS](#) [Solar Weighted Average Price](#)

Account Holder Reports [My Event Log](#) [My Generation](#) [My Solar Generation](#) [My Annual Solar Generation](#) [My Load](#) [My Imports](#) [My Exports](#) [My Emission](#) [Total Emission by Generator](#) [My Certificates Only Import](#) [My Certificates Disposition](#) [My Retail LSE Sub-Accounts](#)

Month/Year: 8/2008

My Solar Generation - Account Holder ID: 16499 - Month/Year: 8/2008

Month of Generation	FacilityName	Entry Type	Generation	Carryover	MMA	Adjusted Generation	Remaining Generation
2008/8	RileySolar - 1	Actual (kWh)	0.650	0.000	0.000	0.650	0.650
2008/8	RileySolar - 2	Meter (kWh)	1.526	0.000	0.000	1.526	0.526
2008/8	RileySolar - 3	Prod. Est.	0.165	0.875	0.000	1.040	0.040

1 - 3 : 3

<< first < prev go next > last >>

Generation: kWh generated during the month you are looking at

Carryover: kWh generation that was carried over from the previous month

MMA: Monthly Meter Adjustment

Adjusted Generation: Generation + Carryover + MMA

Remaining Generation: Adjusted Generation – REC Creation

Year: 2008

My Annual Solar Generation - Account Holder ID: 16477 - Year: 2008															
Unit ID ↑↓	Facility ↑↓	Fuel Type ↑↓	Jan ↑↓	Feb ↑↓	Mar ↑↓	Apr ↑↓	May ↑↓	Jun ↑↓	Jul ↑↓	Aug ↑↓	Sep ↑↓	Oct ↑↓	Nov ↑↓	Dec ↑↓	
NON34515	34515-34515	Solar - Photovoltaic	117	128	198	202	218	219	211	195	178	0	0	0	
NON34532	34532-34532	Solar - Photovoltaic	0	0	0	0	0	0	853	783	701	0	0	0	
NON34533	34533-34533	Solar - Photovoltaic	0	0	0	0	303	301	290	287	268	0	0	0	
NON34534	34534-34534	Solar - Photovoltaic	0	0	0	0	0	0	581	528	475	0	0	0	
NON34535	34535-34535	Solar - Photovoltaic	0	0	385	379	403	397	391	362	345	0	0	0	
NON34536	34536-34536	Solar - Photovoltaic	205	220	313	311	315	319	305	303	284	0	0	0	
NON34537	34537-34537	Solar - Photovoltaic	0	0	0	0	0	0	332	314	274	0	0	0	
NON34538	34538-34538	Solar - Photovoltaic	0	0	642	630	676	662	661	609	576	0	0	0	
NON34543	34543-34543	Solar - Photovoltaic	200	217	342	356	393	392	392	351	314	0	0	0	
NON34550	34550-34550	Solar - Photovoltaic	0	0	0	0	0	0	394	391	367	0	0	0	
NON34554	34554-34554	Solar - Photovoltaic	365	409	627	653	697	705	684	641	568	0	0	0	
NON34556	34556-34556	Solar - Photovoltaic	0	0	0	400	407	402	393	377	368	0	0	0	
NON34577	34577-34577	Solar - Photovoltaic	89	102	162	173	189	193	187	170	149	0	0	0	
NON34579	34579-34579	Solar - Photovoltaic	0	0	0	0	0	0	0	500	453	0	0	0	
NON34582	34582-34582	Solar - Photovoltaic	223	230	320	307	308	303	299	296	283	0	0	0	
NON34583	34583-34583	Solar - Photovoltaic	473	497	743	748	807	835	785	733	662	0	0	0	
NON34584	34584-34584	Solar - Photovoltaic	0	0	0	1131	1240	1267	1219	1120	971	0	0	0	
NON34586	34586-34586	Solar - Photovoltaic	196	219	324	335	365	365	351	323	296	0	0	0	
NON34624	34624-34624	Solar - Photovoltaic	0	0	0	0	0	0	655	639	586	0	0	0	
NON34625	34625-34625	Solar - Photovoltaic	0	246	391	400	441	436	433	394	355	0	0	0	
NON34628	34628-34628	Solar - Photovoltaic	347	371	544	540	549	554	535	528	486	0	0	0	
NON34631	34631-34631	Solar - Photovoltaic	0	0	0	0	0	0	666	613	557	0	0	0	

The My Annual Solar Generation Report will display the kWh by month for the systems that are registered in your account  
This report will only show generation up until the latest certificate creation

You can view your Transfer History by clicking on the Transfer History link that is listed under the Account Holder Reports Module

The screenshot shows the PJM EIS web application. The 'My Account' section includes a 'customize page' button and the user name 'RileySolar - Riley1'. The 'Registration' section has a 'Change Profile' link. The 'Public Reports' section lists various reports like 'GATS Account Holders', 'GATS Generators', 'PJM Residual Mix', 'Import System Mix', 'Bulletin Board', 'GATS Certificates Statistics', 'Reserved Certificate Transfers', 'PJM System Mix', 'PJM System Mix Quarterly', and 'Renewable Generators Registered in GATS'. The 'Account Holder Reports' section includes 'My Event Log', 'My Generation', 'My Solar Generation', 'My Load', 'My Imports', 'My Exports', 'My Emission', 'Total Emission by Generator', 'My Certificates Only Import', 'My Certificates Disposition', 'My Retail LSE Sub-Accounts', 'My Obligations', 'My Standing Orders', 'Transfer History' (highlighted with a red box), 'Default Emission', and 'My RPS Compliance Report'.

The screenshot shows the 'Certificate Transfer History' report. The table has the following columns: Year, Month, Unit ID, FacilityName, Fuel Type, Login Name, Quantity, Date of Transfer, Transferor, Transferee, Action, and Transaction ID. The first row of data shows: Year 2008, Month 8, Unit ID NON34524, FacilityName RileySolar - 2, Fuel Type SUN, Login Name Riley1, Quantity 1, Date of Transfer 9/30/2008 1:30:38 PM, Transferor RileySolar, Transferee FirstEnergy Solutions Corp., Action Transfer, and Transaction ID 13853.

Year	Month	Unit ID	FacilityName	Fuel Type	Login Name	Quantity	Date of Transfer	Transferor	Transferee	Action	Transaction ID
2008	8	NON34524	RileySolar - 2	SUN	Riley1	1	9/30/2008 1:30:38 PM	RileySolar	FirstEnergy Solutions Corp.	Transfer	13853

Month and Year of generation for the certificates that have been transferred

Quantity

Date of Transfer

Transferor and Transferee

My Annual RECS shows when SRECS that have been created.  
This is displayed both by month of creation and by month of generation.

**Account Holder Reports** [?] [X]

[My Event Log](#)

My Generation [Monthly](#)

My Solar Generation [Monthly](#)

My Annual Production Estimates [Annual](#) **New!**

My Annual Solar Generation [Annual](#)

**My Annual RECs** [Annual](#)

My Load [Monthly](#)

My Imports [Monthly](#)

My Exports [Monthly](#)

My Emission [Monthly](#)

Total Emission by Generator [Monthly](#)

[My Certificates Only Import](#)

[My Certificates Disposition](#)

[My Retail LSE Sub-Accounts](#)

My Obligations [Monthly](#) [Annual](#)

My Standing Orders [Monthly](#)

[Transfer History](#)

[Default Emission](#)

[My RPS Compliance Report](#)

[GATS Account Holders](#)

☒ Month of Generation  
☐ Month of Creation

Year:

**My Annual RECs - Account Holder ID: 22455 - Year: 2009** [Search] [Download] [Print]

Unit ID	Facility	Fuel Type	Jan	Feb	Mar	Apr	May	Jun	Jul	Aug	Sep	Oct	Nov	Dec
NON44352	Sophia's-Sun	Solar - Photovoltaic	1	0	1	1	1	2	1	1	1	0	1	1

1 - 1 : 1

- ❖ Introduction of GATS
- ❖ Subscriber Registration Process
- ❖ Asset Management
- ❖ Managing and Using Your Account
- ❖ Reports
- ❖ **GATS Support**

# **GATS Technical & Customer Service / Administrative Support**

## **GATS Administrators**

**Jaclynn Lukach**

**Gayle Dean**

**Darci Rudolph**

**Genie McCaskill**

**Toll Free: (877) 750-GATS (4287)**

**Local: (610) 666-2245**

**Fax: (610) 771-4114**

**[GATSAdmin@pjm-eis.com](mailto:GATSAdmin@pjm-eis.com)**